

---

# Interact for Health 2024 Grantee Perception Report

---

Generated on November 7, 2024



THE CENTER FOR  
EFFECTIVE PHILANTHROPY

675 Massachusetts Avenue  
7th Floor  
Cambridge, MA 02139  
617-492-0800

131 Steuart Street  
Suite 501  
San Francisco, CA 94105  
415-391-3070

[cep.org](https://cep.org)

The online version of this report can be accessed at [cep.surveymresults.org](https://cep.surveymresults.org)

**Survey Information** ..... 1

**Key Ratings Summary** ..... 3

**Grantmaking Characteristics** ..... 4

**Overall Impact** ..... 7

**Advancing Knowledge and Public Policy** ..... 7

**Overall Understanding** ..... 9

**Assistance Beyond the Grant** ..... 11

**People and Communities Served** ..... 14

**Diversity, Equity, and Inclusion** ..... 17

**Funder-Grantee Relationships** ..... 18

**Interaction Patterns** ..... 19

**Communication** ..... 21

**Grant Processes** ..... 23

**Selection Process** ..... 23

**Reporting and Evaluation Process** ..... 25

**Reporting Process** ..... 25

**Evaluation Process** ..... 27

**Dollar Return and Time Spent on Processes** ..... 28

**Time Spent on Selection Process** ..... 28

**Time Spent on Reporting and Evaluation Process** ..... 30

**Customized Questions** ..... 32

**Values** ..... 32

**Non-Monetary Assistance** ..... 32

**Community Engagement** ..... 34

**Health Equity/Justice** ..... 34

**Grantees' Written Comments** ..... 36

**Quality of Processes, Interactions and Communications** ..... 36

**Suggestion Topics** ..... 36

**Selected Suggestions** ..... 37

**Contextual Data ..... 38**

**Grantee Characteristics ..... 42**

**Funder Characteristics ..... 44**

**Methodology, Analysis, and Respondent Demographics ..... 46**

**Standard Comparative Cohorts ..... 46**

**Subgroup Methodology and Differences ..... 47**

**Respondent Demographics ..... 47**

**Respondent Job Title ..... 52**

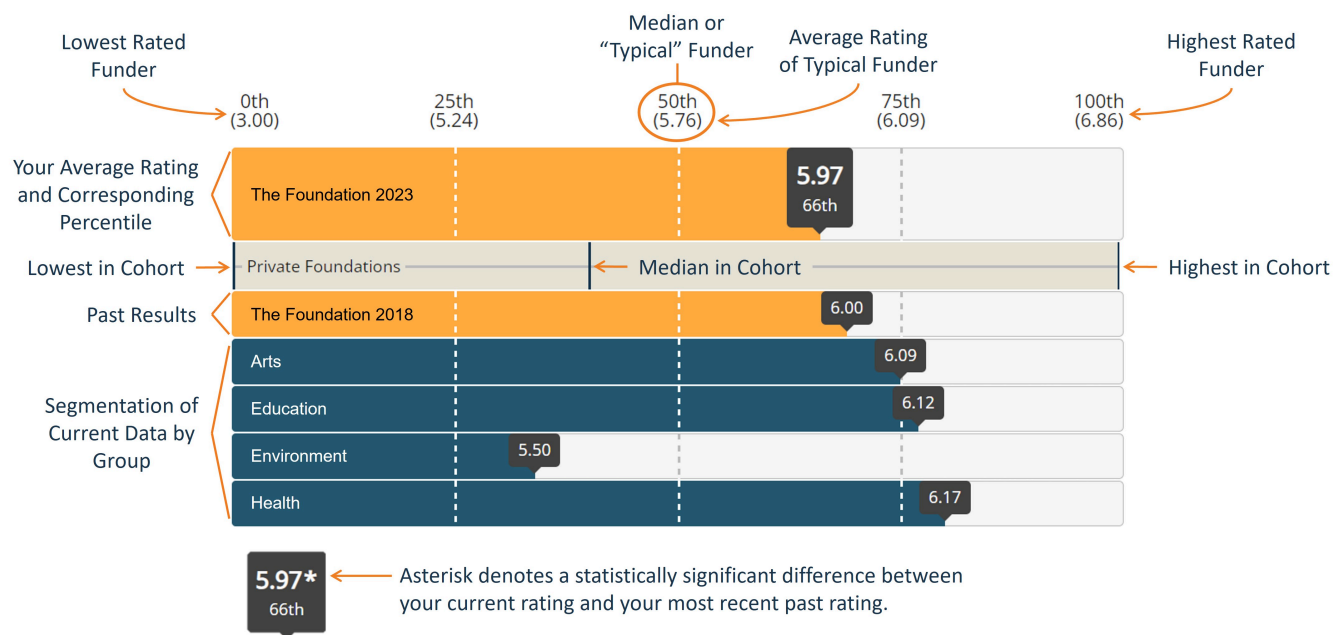
**Additional Survey Information ..... 52**

**Summary of Perceptual Survey Measure Rankings ..... 55**

**About CEP and Contact Information ..... 59**

## Survey Information

Many of the charts in this report are shown in this format. See below for an explanation of the chart elements.



Missing data: Selected grantee ratings are not displayed in this report due to changes in the survey instrument, or when a question received fewer than nine responses.

Survey	Survey Fielded	Survey Population	Number of Responses Received	Survey Response Rate
Interact for Health 2024	September and October 2024	99	64	65%
Interact for Health 2021	May and June 2021	77	44	57%
Interact for Health 2010	February and March 2010	123	96	78%

Throughout this report, Interact for Health's survey results are compared to CEP's broader dataset of more than 60,000 grantee responses from over 350 funders built up over more than a decade of grantee surveys. A list of some funders who have recently participated in the GPR can be found at <https://cep.org/gpr-participants/>.

### Subgroups

In addition to showing Interact for Health's overall ratings, this report shows ratings segmented by Focus Area. The online version of this report also shows ratings segmented by General Operating Support, Organization Budget Size, Respondent Person of Color Identity, and Respondent Gender Identity.

Focus Area	Number of Responses
Community Power	13
Data for Equity (co-funded)	9
Mental Health & Well-Being	22
Policy Change	17

General Operating Support	Number of Responses
Received General Operating Support	20
Did Not Receive General Operating Support	44

Organization Budget Size	Number of Responses
\$1M or more budget	35

Organization Budget Size	Number of Responses
Less than \$1M Budget	16
Less than \$1M budget	10

Respondent Person of Color Identity	Number of Responses
Does not identify as a Person of Color	43
Identifies as a Person of Color	21

Respondent Gender Identity	Number of Responses
Identifies as a Man	9
Identifies as a Woman	53

### Customized Cohort

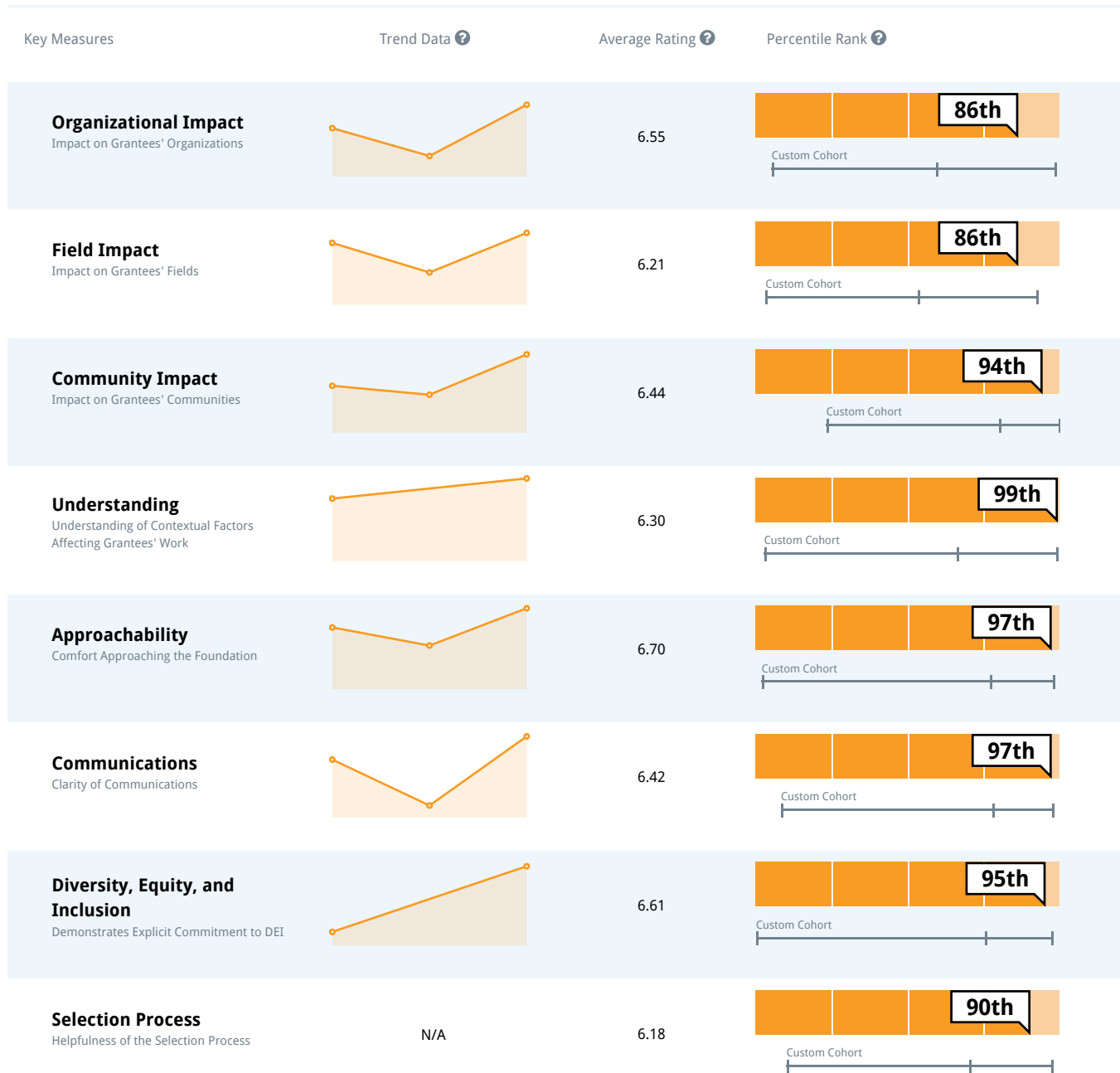
Interact for Health selected a set of 18 funders to create a smaller comparison group that more closely resembles Interact for Health in scale and scope.

#### Custom Cohort

- Danville Regional Foundation
- Episcopal Health Foundation
- Greater Rochester Health Foundation
- Headwaters Foundation
- Health Forward Foundation
- Interact for Health
- Jewish Foundation Of Cincinnati
- Kessler Foundation
- Michigan Health Endowment Fund
- Missouri Foundation for Health
- New York Health Foundation
- Paso del Norte Health Foundation
- REACH Healthcare Foundation
- Richmond Memorial Health Foundation
- Saint Luke's Foundation
- The Assisi Foundation of Memphis, Inc.
- The Harvest Foundation of the Piedmont
- The PATH Foundation

## Key Ratings Summary

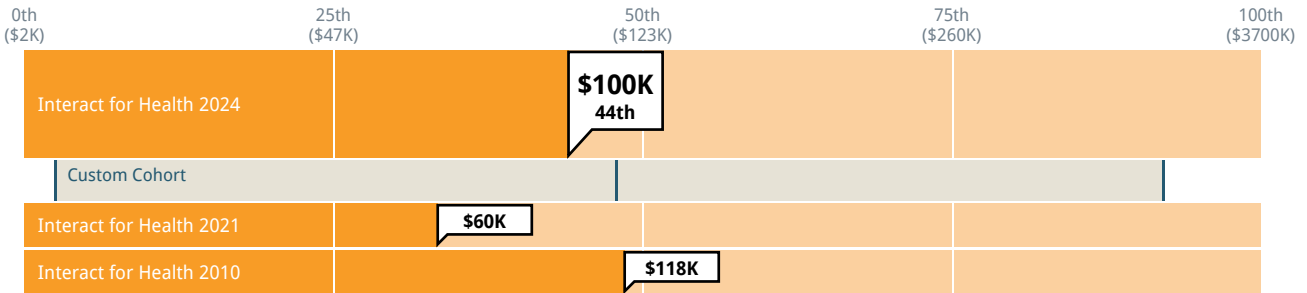
The following chart highlights a selection of Interact for Health's key results. Each of these data points corresponds to an individual survey measure that is displayed with additional detail in the subsequent pages of this report.



## Grantmaking Characteristics

Funders make different choices about the ways they organize themselves, structure their grants, and the types of grantees they support. The following charts and tables show some of these important characteristics. The information is based on self-reported data from funders and grantees, and further detail is available in the Contextual Data section of this report.

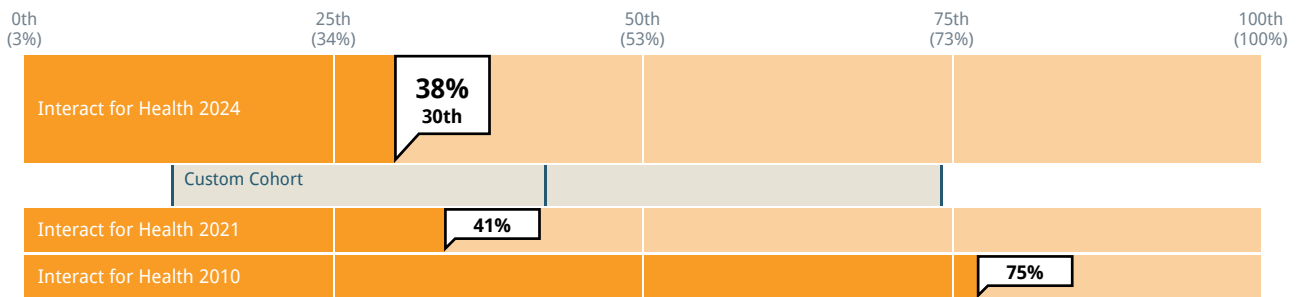
### Median Grant Size



Cohort: Custom Cohort Past results: on Subgroup: None

### Proportion of Multi-year Grants

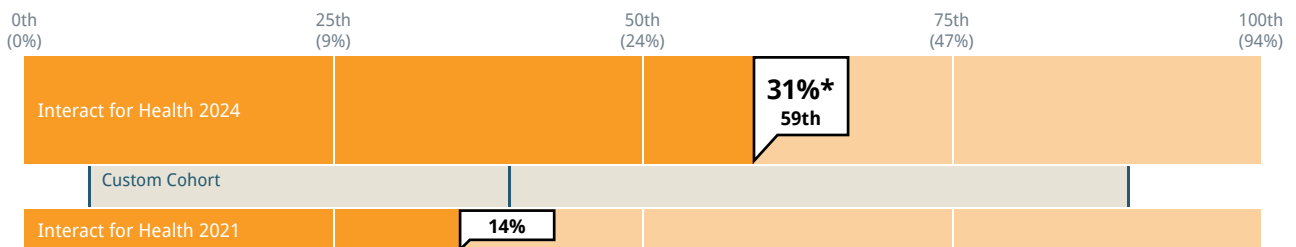
Proportion of grantees that report receiving grants for two years or longer



Cohort: Custom Cohort Past results: on Subgroup: None

### Proportion of Unrestricted Funding

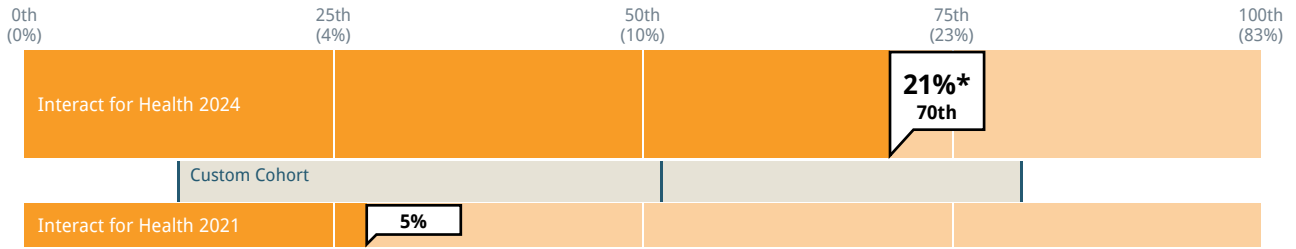
Proportion of grantees responding 'No, this funding was not restricted to a specific use (e.g., general operating, core support)'



Cohort: Custom Cohort Past results: on Subgroup: None

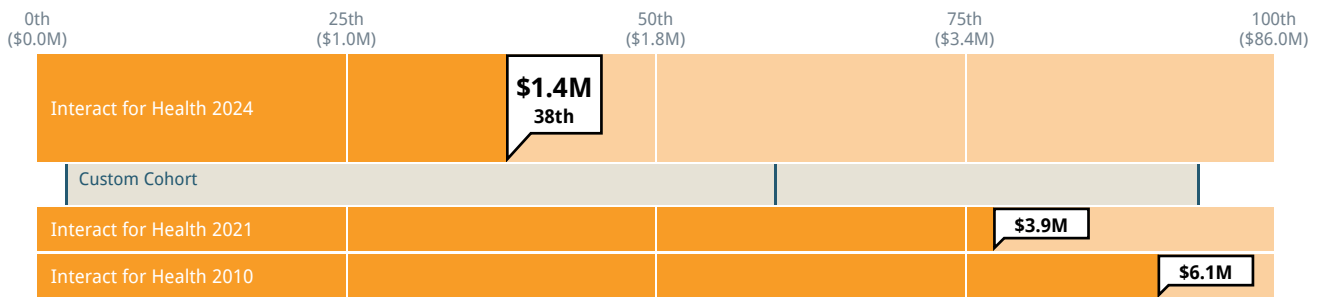
### Proportion of Multi-year Unrestricted Grants

Proportion of grantees that report receiving grants for two years or longer and who report receiving general operating support funding that was not restricted to a specific use.



Cohort: Custom Cohort Past results: on Subgroup: None

### Median Organizational Budget



Cohort: Custom Cohort Past results: on Subgroup: None

Selected Cohort: Custom Cohort					
Grant History	Interact for Health 2024	Interact for Health 2021	Interact for Health 2010	Average Funder	Custom Cohort
Percentage of first-time grants	50%	26%	26%	29%	28%

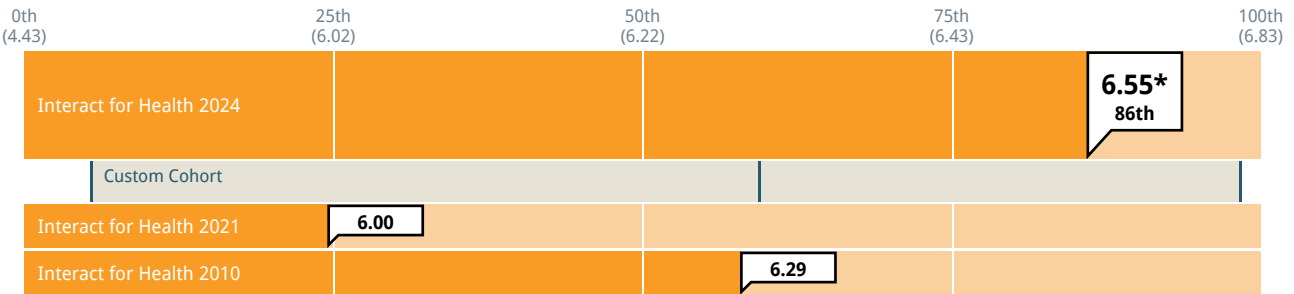


Selected Cohort: Custom Cohort					
Program Staff Load	Interact for Health 2024	Interact for Health 2021	Interact for Health 2010	Median Funder	Custom Cohort
Dollars awarded per program full-time employee	\$0.6M	\$0.2M	\$1.1M	\$2.8M	\$1.9M
Applications per program full-time employee	17	3	12	21	18
Active grants per program full-time employee	11	4	23	30	29

## Overall Impact

### Overall, how would you rate Interact for Health's impact on your organization?

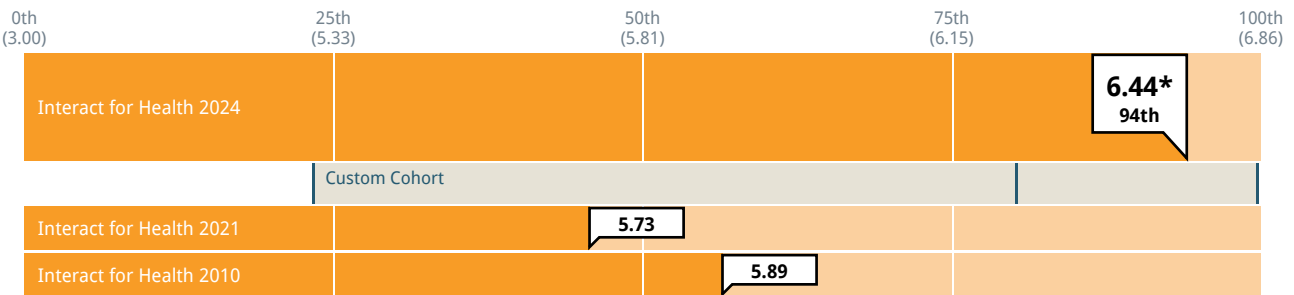
1 = No impact 7 = Significant positive impact



Cohort: Custom Cohort Past results: on Subgroup: None

### Overall, how would you rate Interact for Health's impact on your local community?

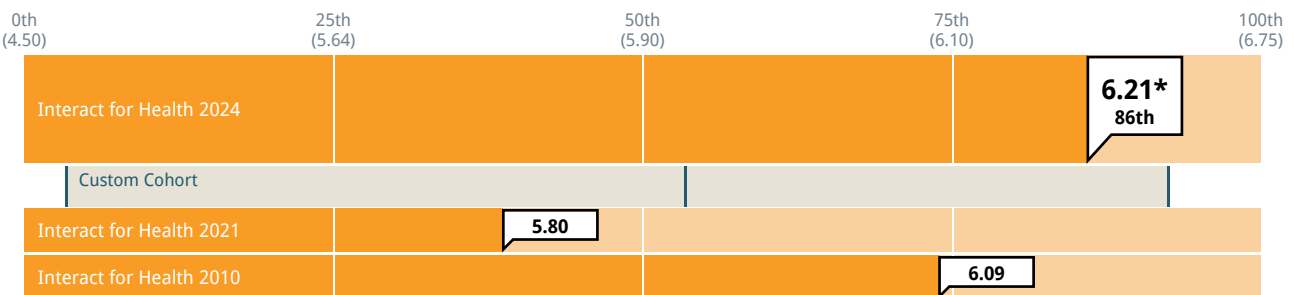
1 = No impact 7 = Significant positive impact



Cohort: Custom Cohort Past results: on Subgroup: None

### Overall, how would you rate Interact for Health's impact on your field?

1 = No impact 7 = Significant positive impact

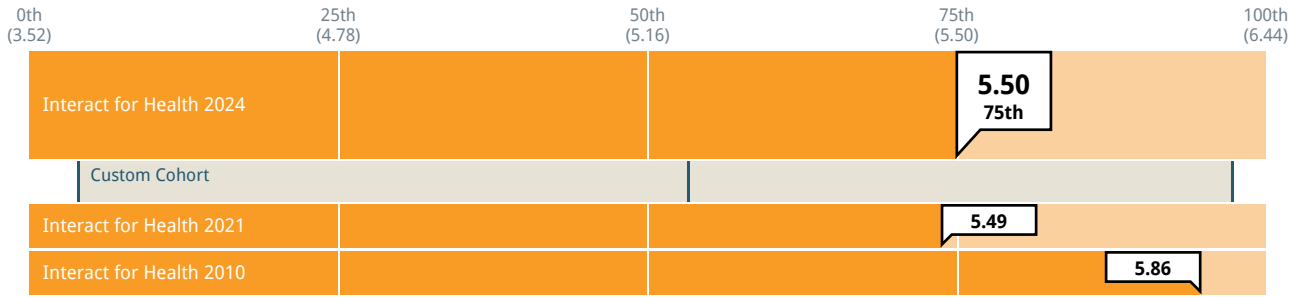


Cohort: Custom Cohort Past results: on Subgroup: None

## Advancing Knowledge and Public Policy

**To what extent has Interact for Health advanced the state of knowledge in your field?**

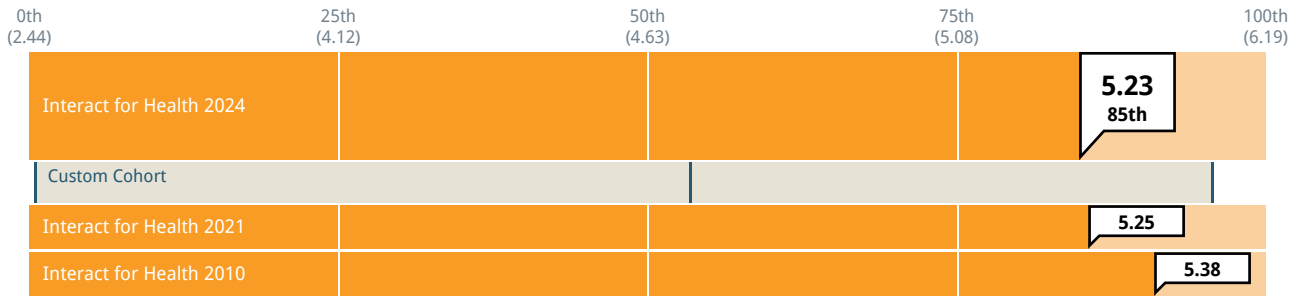
1 = Not at all    7 = Leads the field to new thinking and practice



Cohort: Custom Cohort    Past results: on    Subgroup: None

**To what extent has Interact for Health affected public policy in your field?**

1 = Not at all    7 = Major influence on shaping public policy

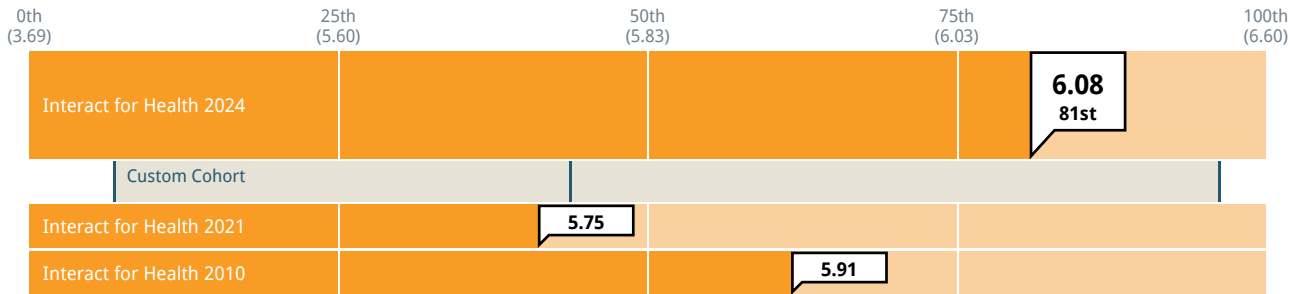


Cohort: Custom Cohort    Past results: on    Subgroup: None

## Overall Understanding

### How well does Interact for Health understand your organization's strategy and goals?

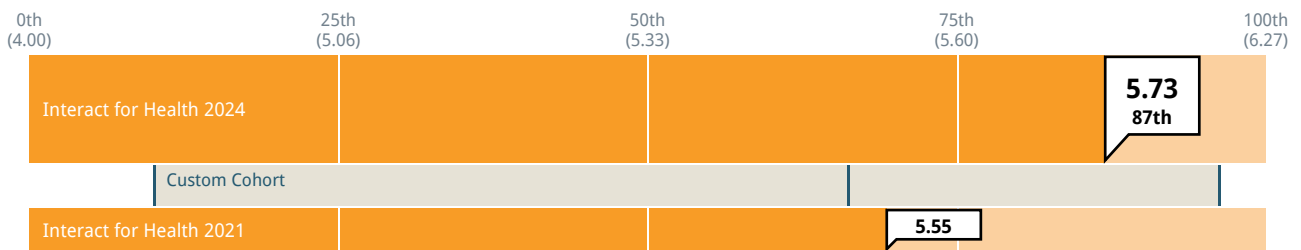
1 = Limited understanding 7 = Thorough understanding



Cohort: Custom Cohort Past results: on Subgroup: None

### How aware is Interact for Health of the challenges that your organization is facing?

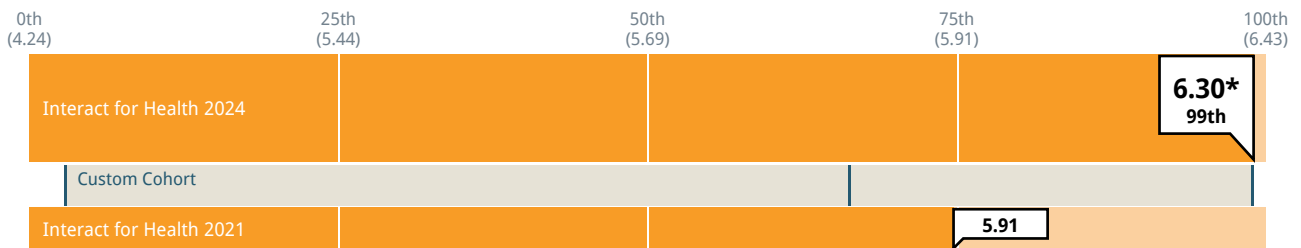
1 = Not at all aware 7 = Extremely aware



Cohort: Custom Cohort Past results: on Subgroup: None

### How well does Interact for Health understand the social, cultural, or socioeconomic factors that affect your work?

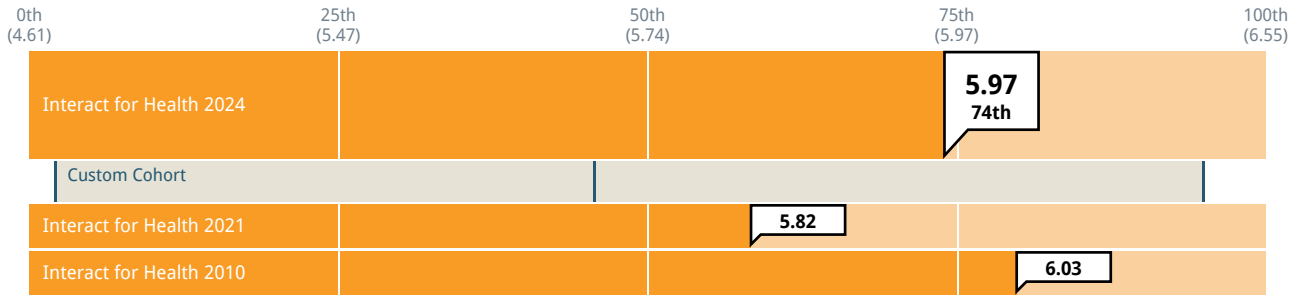
1 = Limited understanding 7 = Thorough understanding



Cohort: Custom Cohort Past results: on Subgroup: None

### How well does Interact for Health understand the field in which you work?

1 = Limited understanding of the field    7 = Regarded as an expert in the field

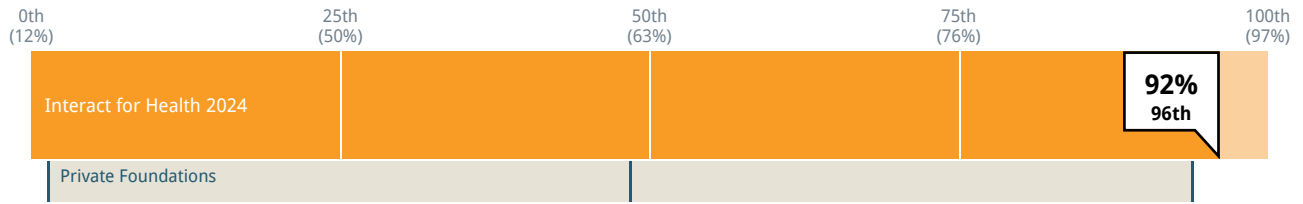


Cohort: Custom Cohort    Past results: on    Subgroup: None

## Assistance Beyond the Grant

### Proportion of Grantees Receiving Assistance Beyond the Grant

Proportion of grantees who indicate receiving at least one form of assistance beyond the grant

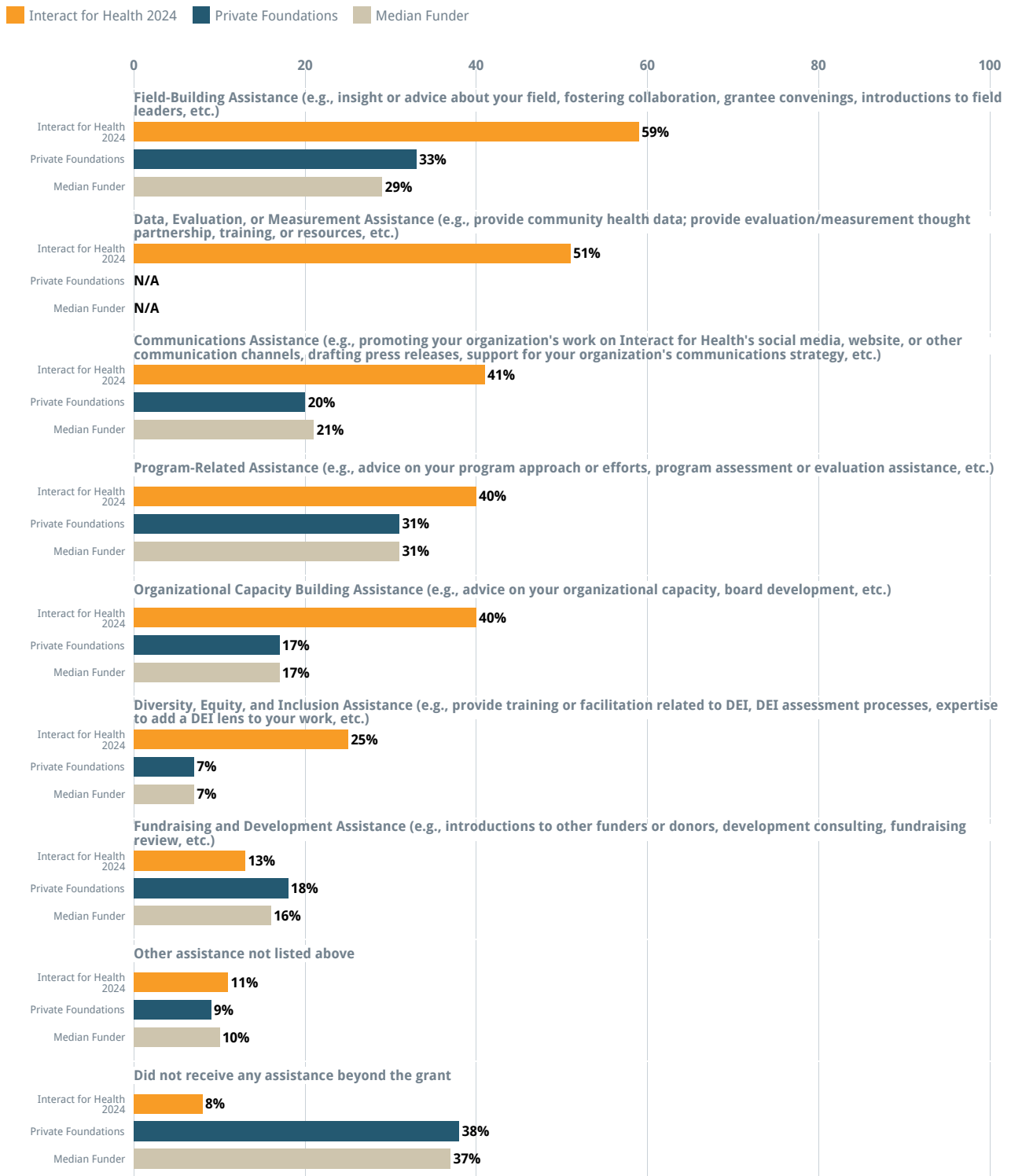


Cohort: Private Foundations Past results: on Subgroup: None

In the survey, respondents were asked about the assistance beyond the grant they received in a check-all-that-apply format. Therefore, the following charts provide greater detail on the previous assistance beyond the grant question.

Please note that "Communications Assistance" and "Other assistance not listed above" were added as options to this question in 2024, and these options depict comparative data from fewer than 75 funders in the dataset.

Please indicate any types of assistance beyond the grant that were a component of what you received from Interact for Health (from staff or a third party paid for by Interact for Health).



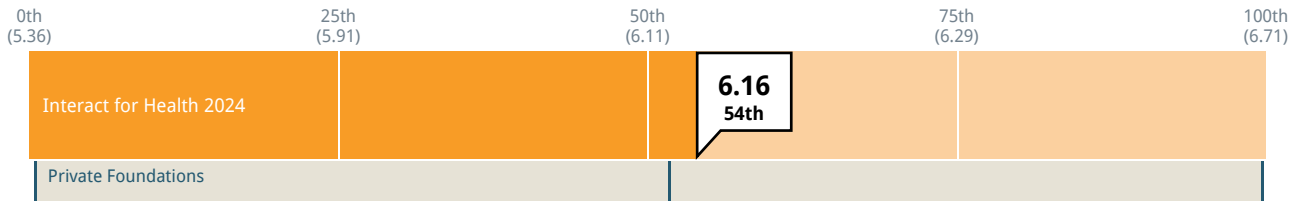
Cohort: Private Foundations Past results: on

Note: The following questions were asked only of grantees who indicated receiving at least one form of assistance beyond the grant in the previous question.

Please rate the extent to which you agree with the following statements about the assistance beyond the grant you received from Interact for Health.

**The support I received met an important need for my organization and/or program**

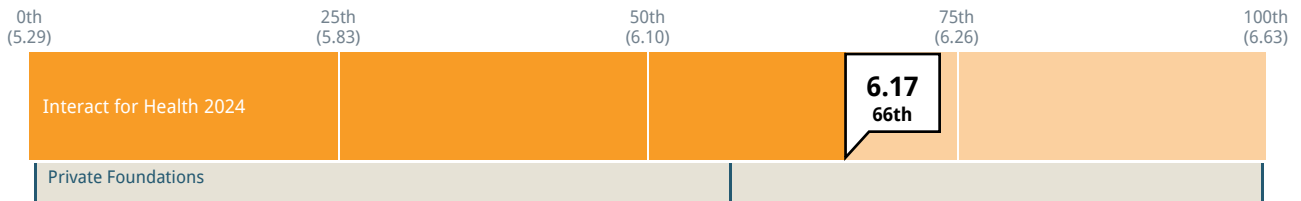
1 = Not at all    4 = Somewhat    7 = To a great extent



Cohort: Private Foundations    Past results: on    Subgroup: None

**The support I received strengthened my organization and/or program**

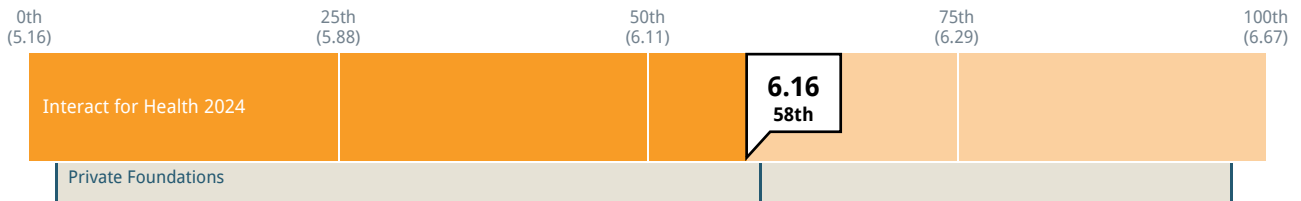
1 = Not at all    4 = Somewhat    7 = To a great extent



Cohort: Private Foundations    Past results: on    Subgroup: None

**Interact for Health's assistance beyond the grant was a worthwhile use of the time required of us**

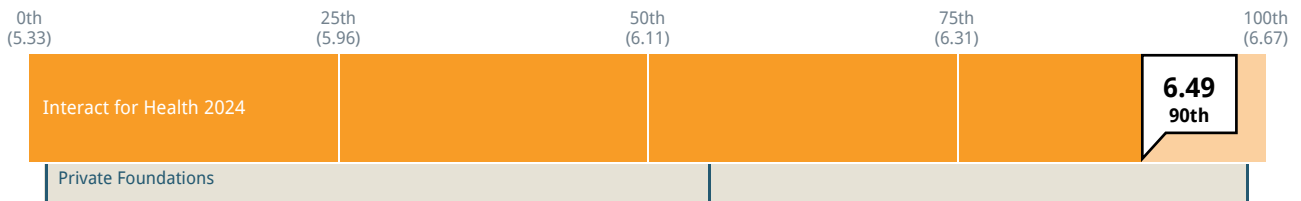
1 = Not at all    4 = Somewhat    7 = To a great extent



Cohort: Private Foundations    Past results: on    Subgroup: None

**I felt Interact for Health would be open to feedback about the assistance beyond the grant it provided**

1 = Not at all    4 = Somewhat    7 = To a great extent



Cohort: Private Foundations    Past results: on    Subgroup: None

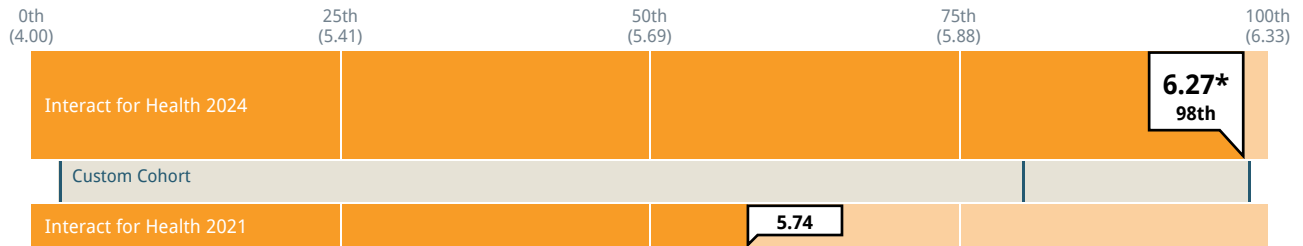


## People and Communities Served

In the following question, we use the phrase "the people and communities that you serve" to refer to those your organization seeks to serve through the services and/or programs it provides.

### How well does Interact for Health understand the needs of the people and communities that you serve?

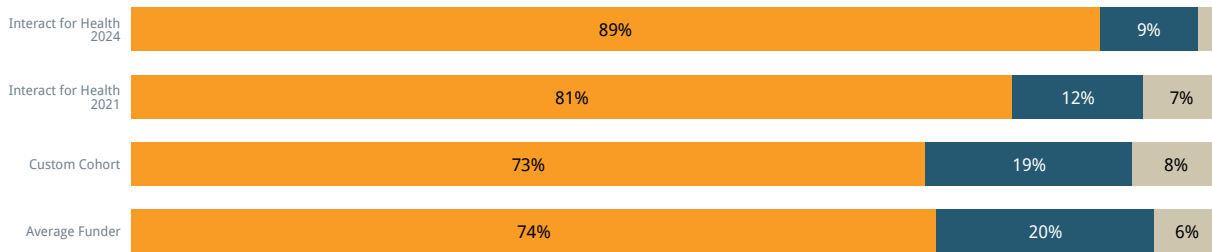
1 = Limited understanding    7 = Thorough understanding



Cohort: Custom Cohort    Past results: on    Subgroup: None

### Are the efforts funded by this grant primarily meant to benefit historically disadvantaged groups?

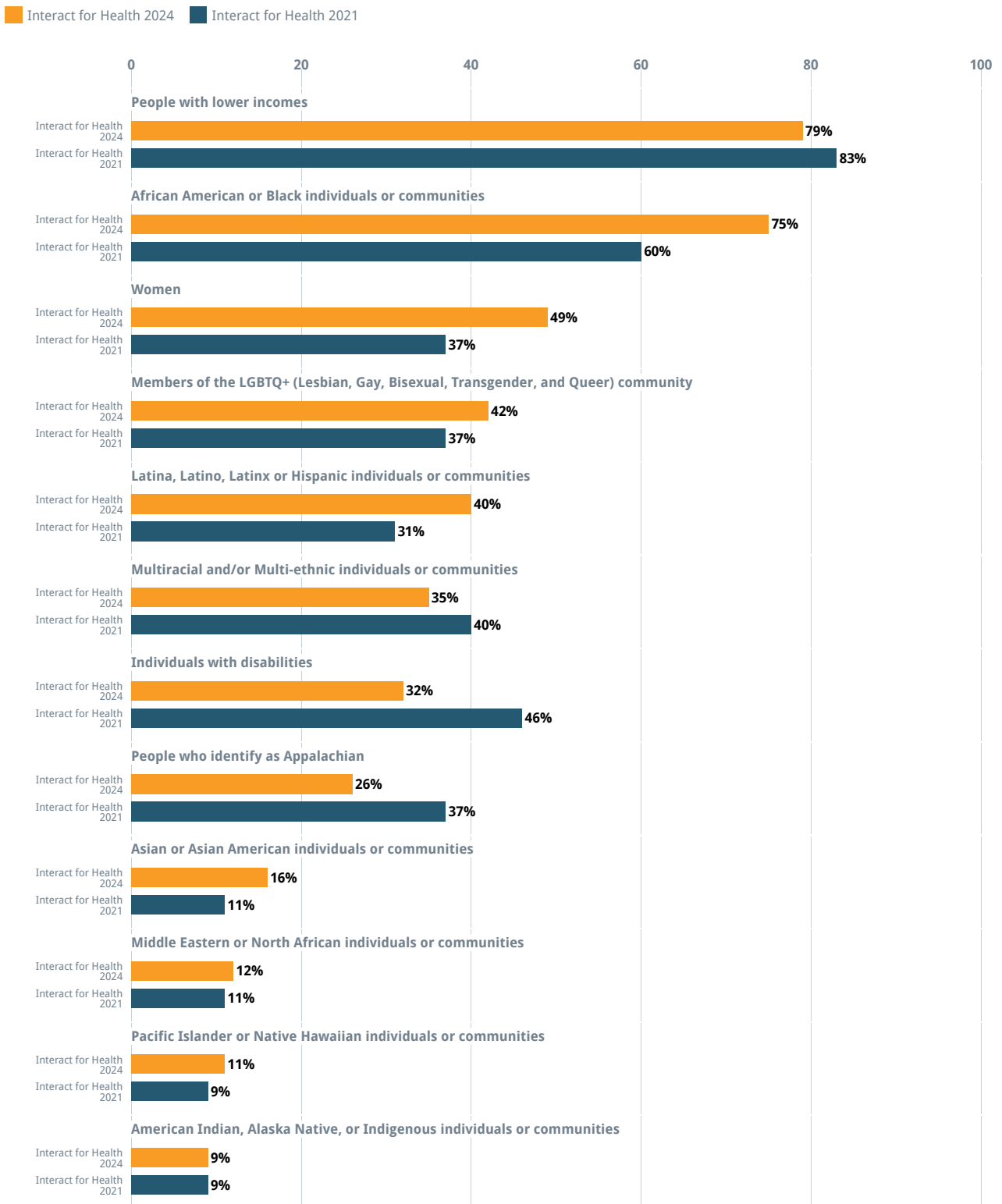
Yes    No    Don't know



Cohort: Custom Cohort    Past results: on

The following question is asked only of grantees who answered "yes" to the question "Are the efforts funded by this grant primarily meant to benefit historically disadvantaged groups?"


Specifically, are any of the following populations the primary intended people and/or communities served by the efforts funded by this grant?



Cohort: None Past results: on

Specifically, are any of the following populations the primary intended people and/or communities served by the efforts funded by this grant? (cont.)

Interact for Health 2024 Interact for Health 2021

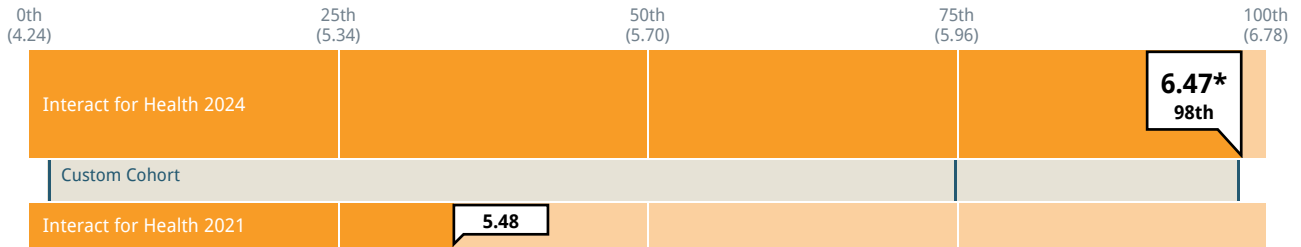


Cohort: None Past results: on

## Diversity, Equity, and Inclusion

To what extent do you agree or disagree that Interact for Health has clearly communicated what diversity, equity, and inclusion means for its work?

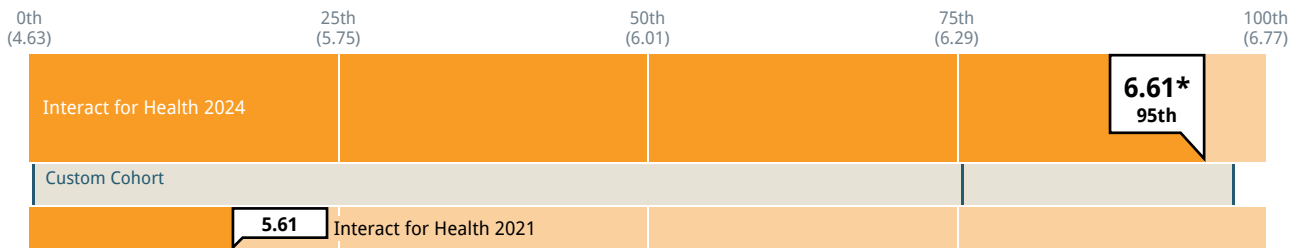
1 = Strongly disagree    4 = Neither agree nor disagree    7 = Strongly agree



Cohort: Custom Cohort    Past results: on    Subgroup: None

To what extent do you agree or disagree that Interact for Health demonstrates an explicit commitment to diversity, equity, and inclusion in its work?

1 = Strongly disagree    4 = Neither agree nor disagree    7 = Strongly agree

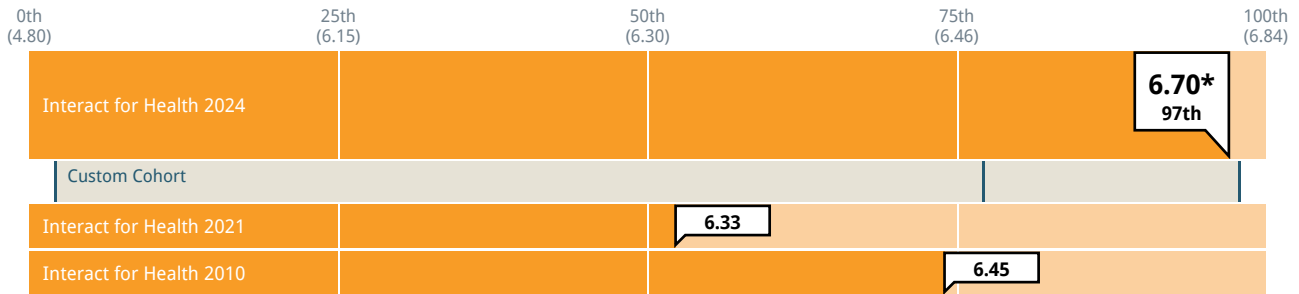


Cohort: Custom Cohort    Past results: on    Subgroup: None

## Funder-Grantee Relationships

### How comfortable do you feel approaching Interact for Health if a problem arises?

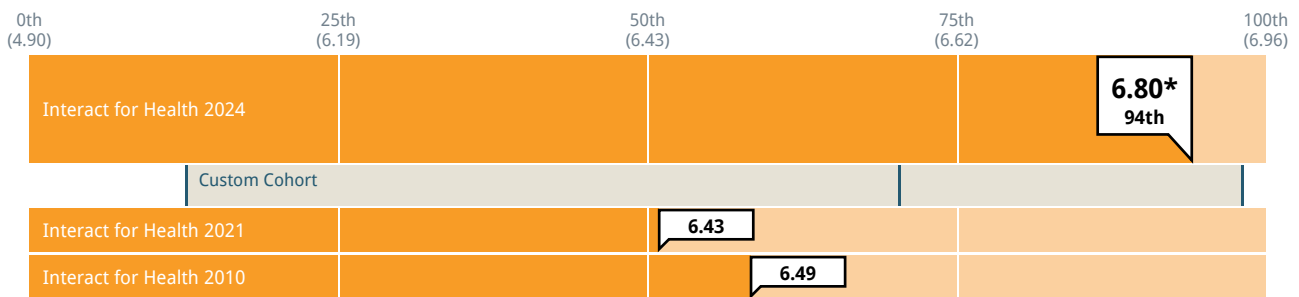
1 = Not at all comfortable 7 = Extremely comfortable



Cohort: Custom Cohort Past results: on Subgroup: None

### Overall, how responsive was Interact for Health staff?

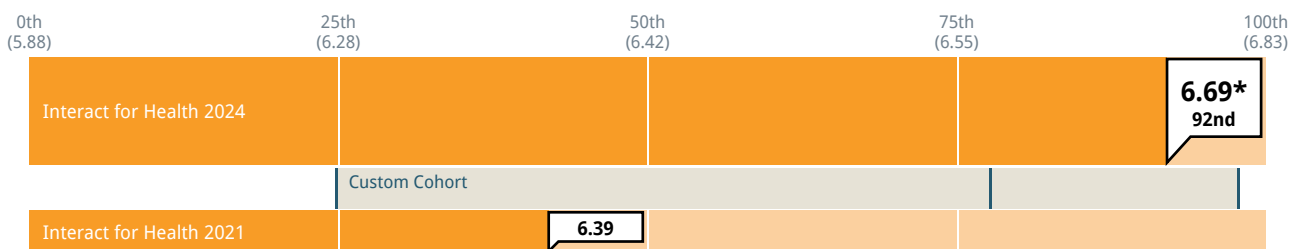
1 = Not at all responsive 7 = Extremely responsive



Cohort: Custom Cohort Past results: on Subgroup: None

### To what extent did Interact for Health exhibit trust in your organization's staff during this grant?

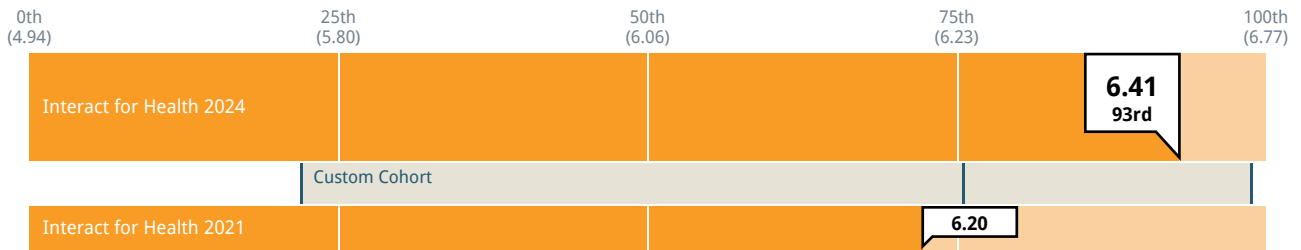
1 = Not at all 4 = Somewhat 7 = To a great extent



Cohort: Custom Cohort Past results: on Subgroup: None

**To what extent did Interact for Health exhibit candor about Interact for Health's perspectives on your work during this grant?**

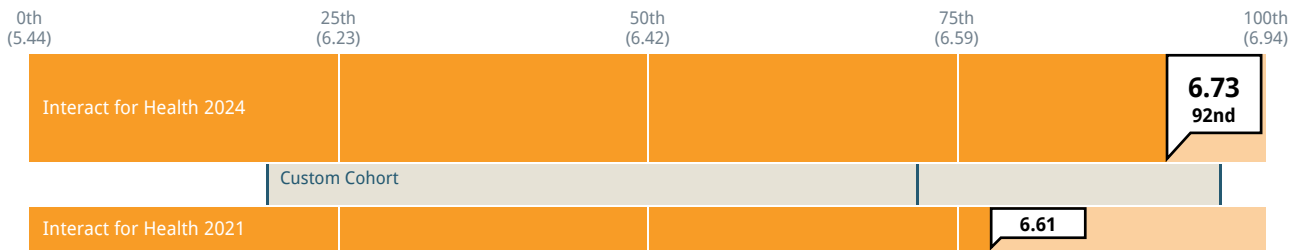
1 = Not at all    4 = Somewhat    7 = To a great extent



Cohort: Custom Cohort    Past results: on    Subgroup: None

**To what extent did Interact for Health exhibit compassion for those affected by your work during this grant?**

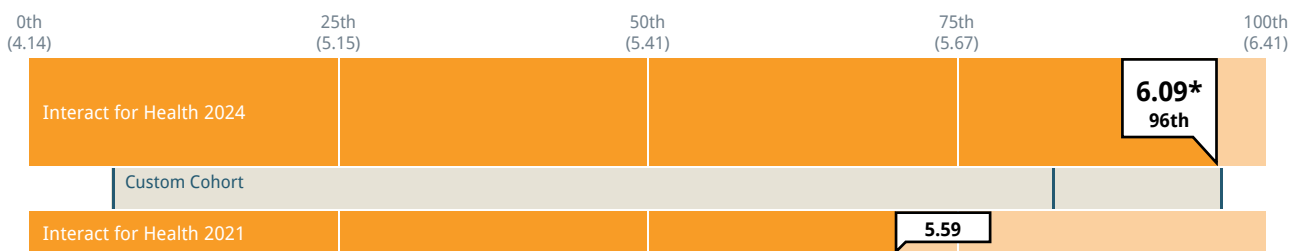
1 = Not at all    4 = Somewhat    7 = To a great extent



Cohort: Custom Cohort    Past results: on    Subgroup: None

**To what extent is Interact for Health open to ideas from grantees about its strategy?**

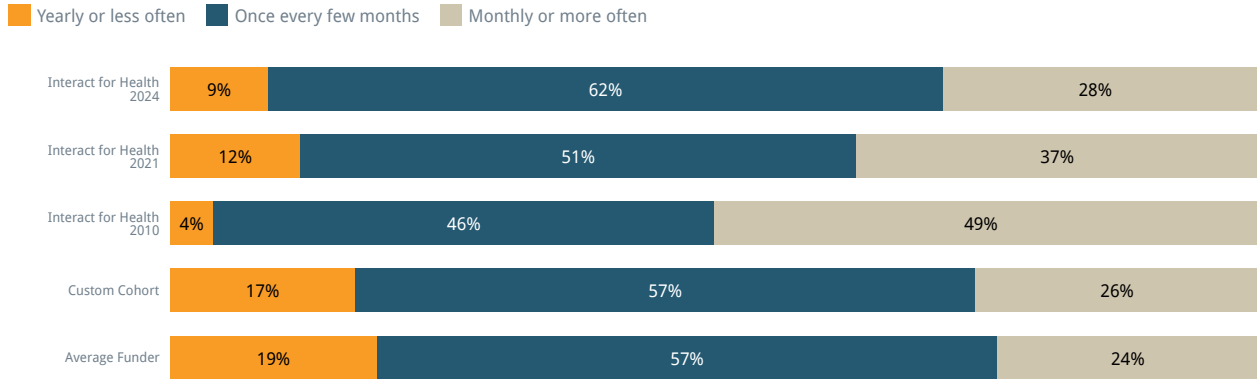
1 = Not at all    7 = To a great extent



Cohort: Custom Cohort    Past results: on    Subgroup: None

**Interaction Patterns**

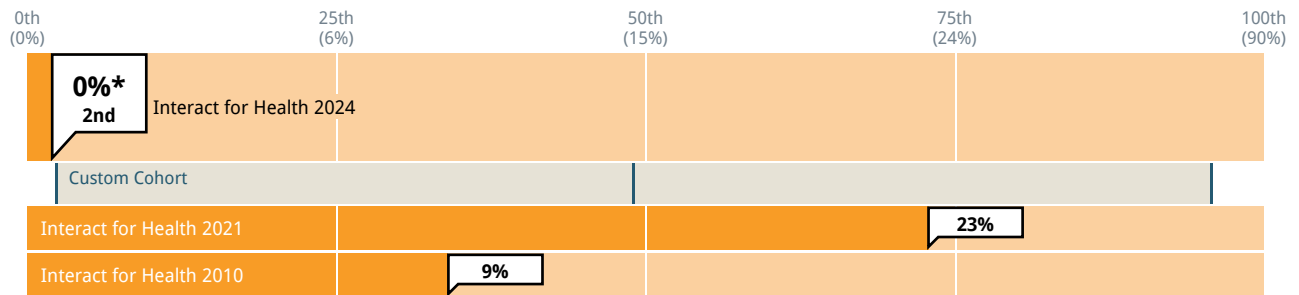
### How often do/did you have contact with your program officer during this grant?



Cohort: Custom Cohort Past results: on

### Has your main contact at Interact for Health changed in the past six months?

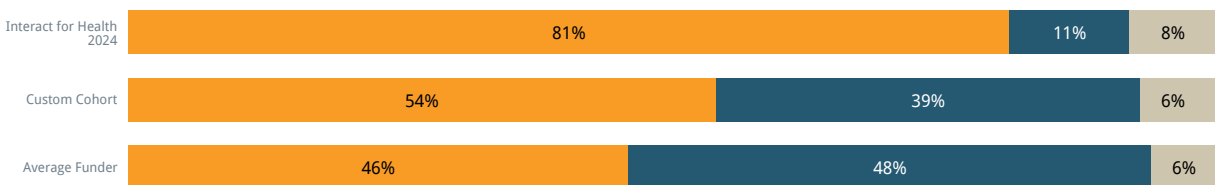
Proportion of grantees responding 'Yes'



Cohort: Custom Cohort Past results: on Subgroup: None

### At any point during this grant, including the selection process, did Interact for Health staff conduct a site visit?

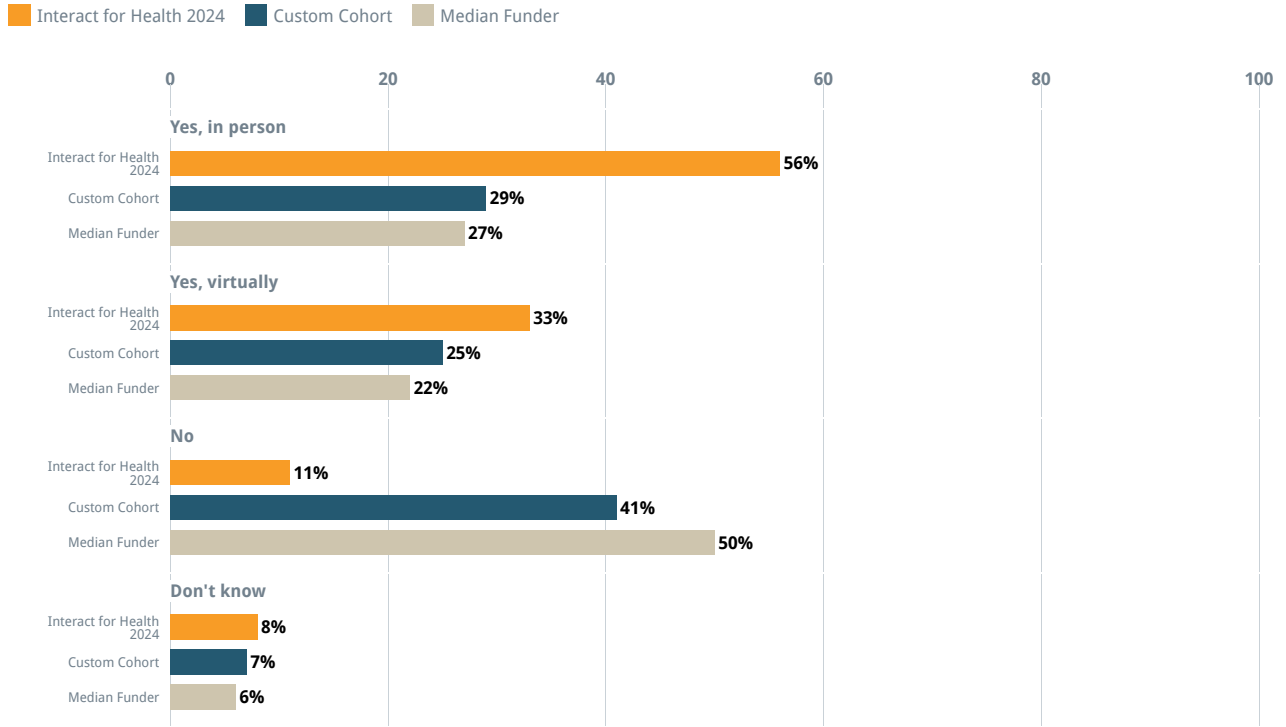
Legend: Yes, in person and/or virtual (orange), No (dark blue), Don't know (light grey)



Cohort: Custom Cohort Past results: on

In the survey, respondents were asked the site visit question in a check-all-that-apply format. Therefore, the following charts provide greater detail on the previous site visit question.

**At any point during this grant, including the selection process, did Interact for Health staff conduct a site visit?**




Cohort: Custom Cohort Past results: on

**Communication**

**How clearly has Interact for Health communicated its goals and strategy to you?**

1 = Not at all clearly 7 = Extremely clearly

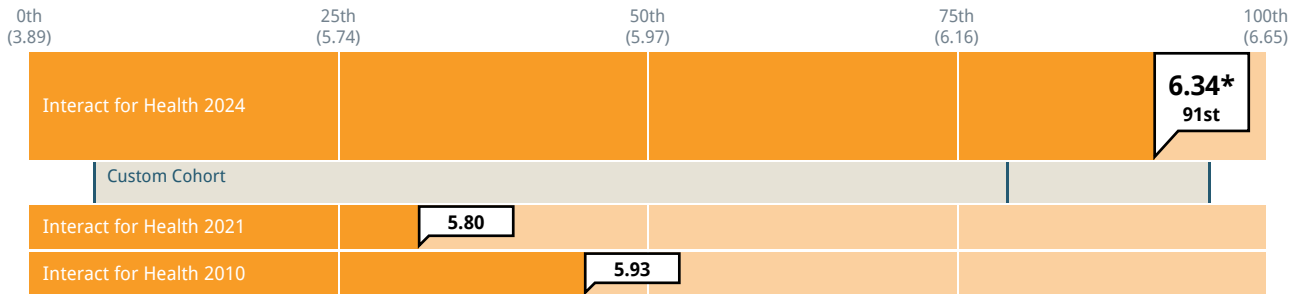


Cohort: Custom Cohort Past results: on Subgroup: None



**How consistent was the information provided by different communication resources, both personal and written, that you used to learn about Interact for Health?**

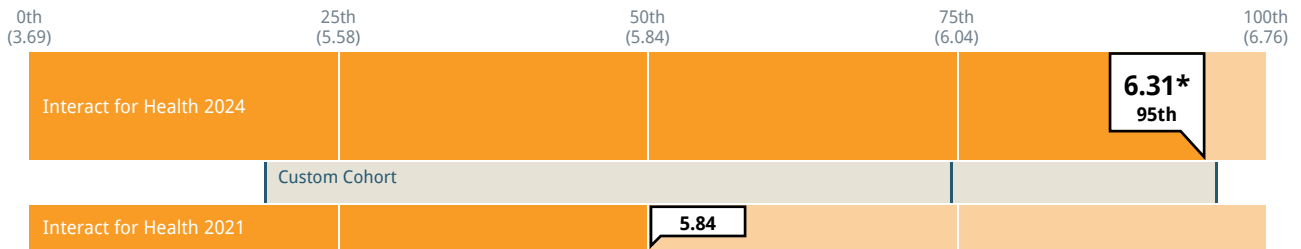
1 = Not at all consistent    7 = Completely consistent



Cohort: Custom Cohort    Past results: on    Subgroup: None

**Overall, how transparent is Interact for Health with your organization?**

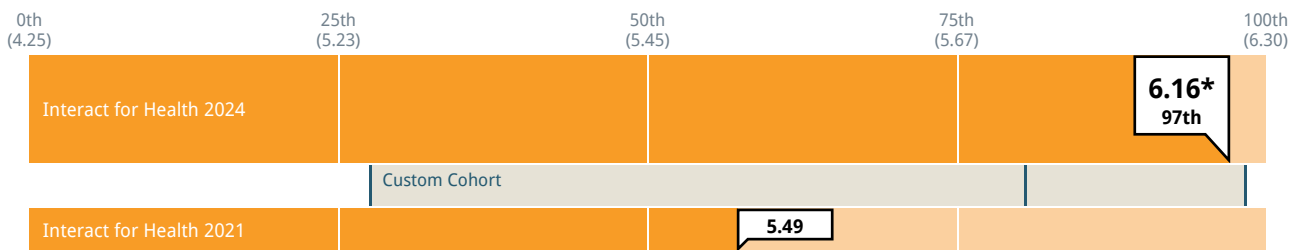
1 = Not at all transparent    7 = Extremely transparent



Cohort: Custom Cohort    Past results: on    Subgroup: None

**How well do you understand the way in which the work funded by this grant fits into Interact for Health's broader efforts?**

1 = Limited understanding    7 = Thorough understanding

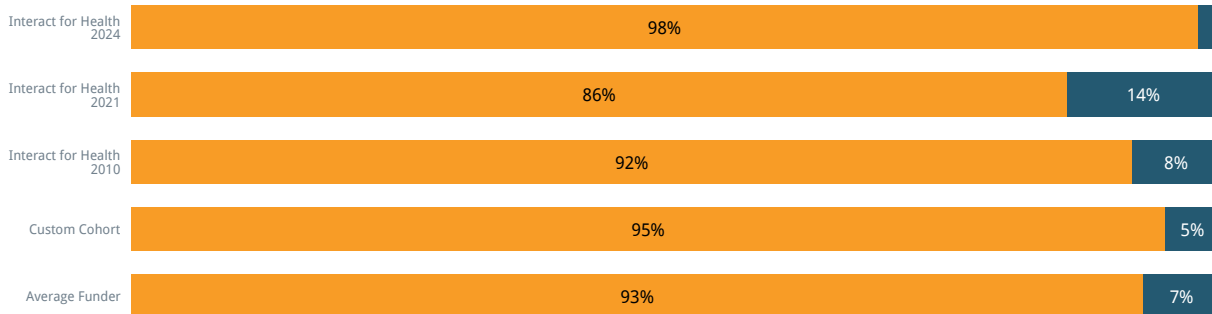


Cohort: Custom Cohort    Past results: on    Subgroup: None

## Grant Processes

### Did you submit an application to Interact for Health for this grant?

Submitted an application Did not submit an application

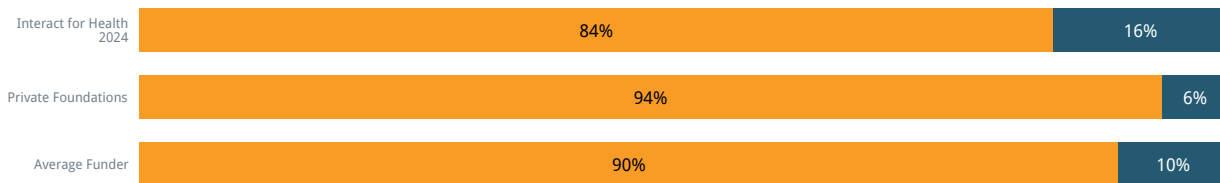


Cohort: Custom Cohort Past results: on

The following question was only asked of grantees that indicated submitting an application for their grant. This question was recently added to the grantee survey and depicts comparative data from fewer than 75 funders in the dataset.

### Did you have contact with an Interact for Health staff member via phone, email, or in-person/video before you applied?

Yes No

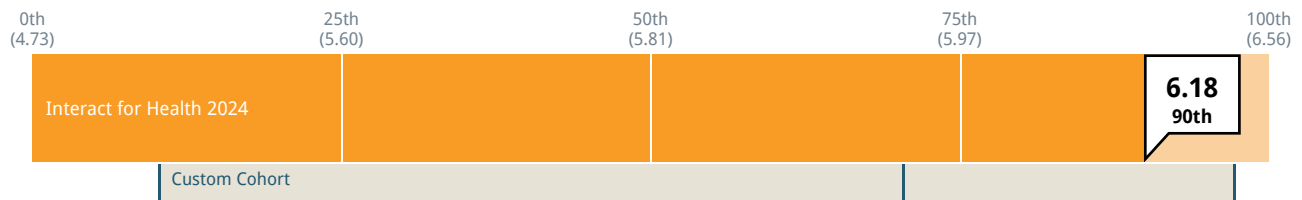


Cohort: Private Foundations Past results: on

## Selection Process

### To what extent was Interact for Health's selection process a helpful opportunity to strengthen the efforts funded by the grant?

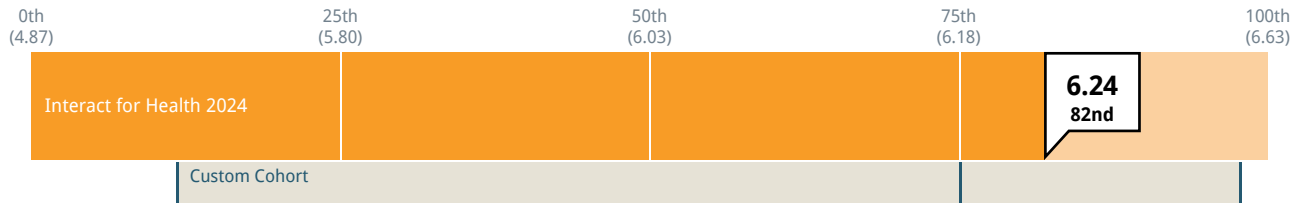
1 = Not at all 7 = To a great extent



Cohort: Custom Cohort Past results: on Subgroup: None

**To what extent was Interact for Health's selection process an appropriate level of effort given the amount of funding received?**

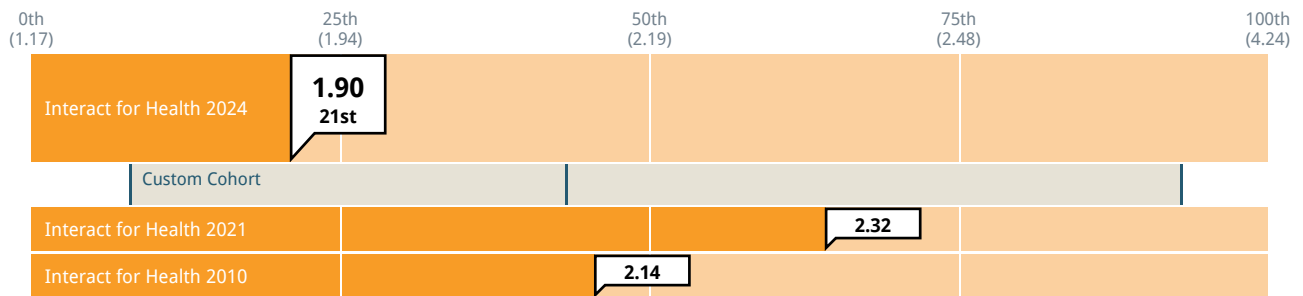
1 = Not at all 7 = To a great extent



Cohort: Custom Cohort Past results: on Subgroup: None

**As you developed your grant application, how much pressure did you feel to modify your organization's priorities in order to create a grant application that was likely to receive funding?**

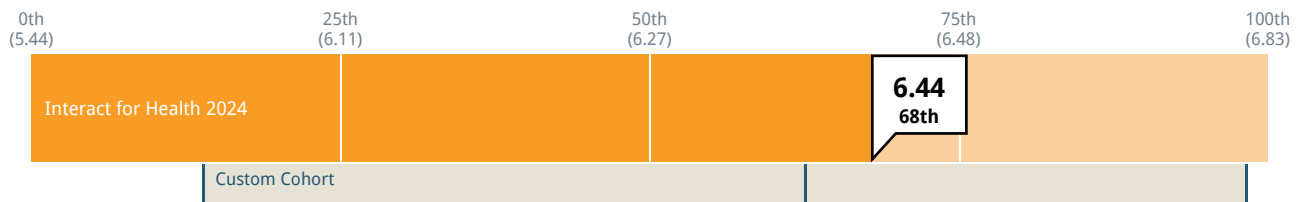
1 = No pressure 7 = Significant pressure



Cohort: Custom Cohort Past results: on Subgroup: None

**To what extent was Interact for Health clear and transparent about the selection process requirements and timelines?**

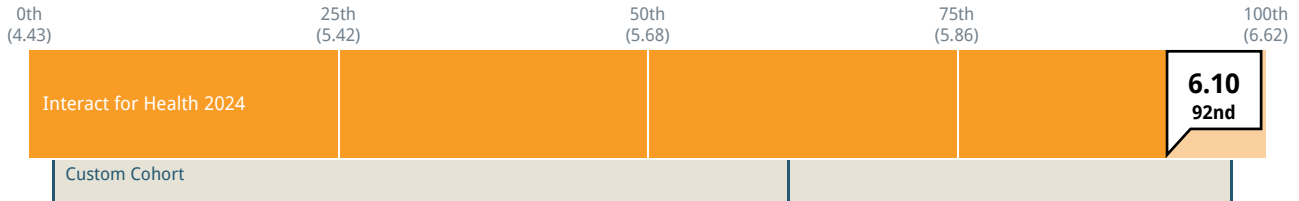
1 = Not at all 7 = To a great extent



Cohort: Custom Cohort Past results: on Subgroup: None

**To what extent was Interact for Health clear and transparent about the criteria Interact for Health uses to decide whether an application would be funded or declined?**

1 = Not at all 7 = To a great extent



Cohort: Custom Cohort Past results: on Subgroup: None

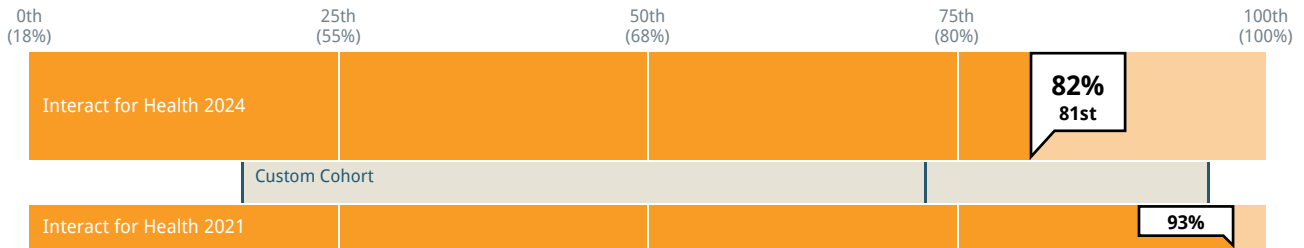
**Reporting and Evaluation Process**

**Definition of Reporting and Evaluation**

- "Reporting" - Interact for Health's standard oversight, monitoring, and grant reporting.
- "Evaluation" - formal activities *beyond reporting* undertaken by Interact for Health to assess or learn about a grant, a program, or Interact for Health's efforts.

**At any point during the application or the grant period, did Interact for Health and your organization exchange ideas regarding how your organization would assess the results of the work funded by this grant?**

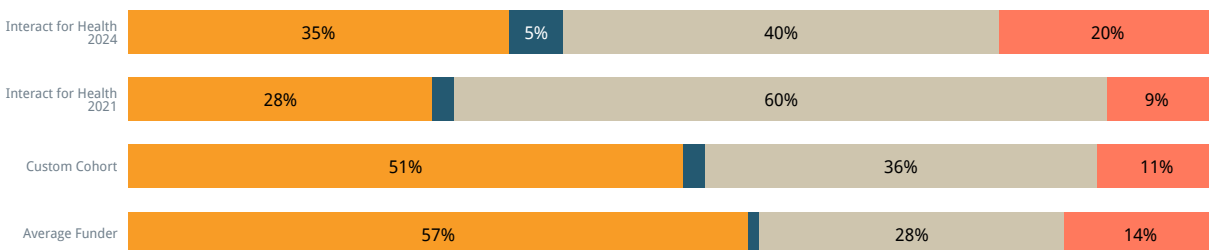
Proportion of grantees responding 'Yes'



Cohort: Custom Cohort Past results: on Subgroup: None

**Participation in Reporting and/or Evaluation Processes**

- Participated in a reporting process only
- Participated in an evaluation process only
- Participated in both a reporting and an evaluation process
- Participated in neither a reporting nor an evaluation process



Cohort: Custom Cohort Past results: on

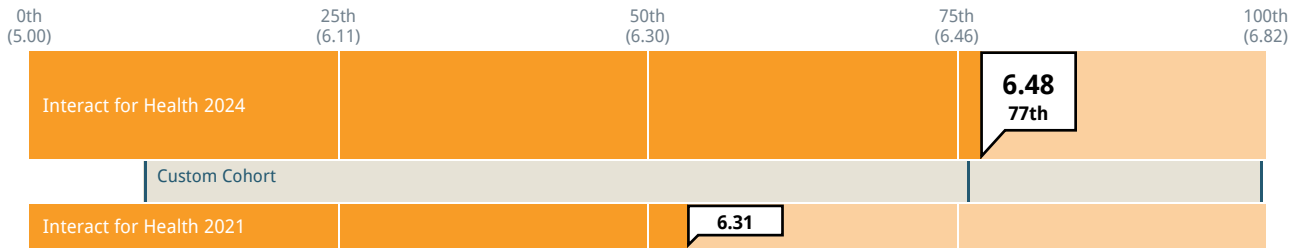
**Reporting Process**

The following questions were only asked of grantees that indicated having participated in a reporting process. See the "Reporting and Evaluation Process" page for data on

the proportion of grantees participating in this process.

**To what extent was Interact for Health's reporting process straightforward?**

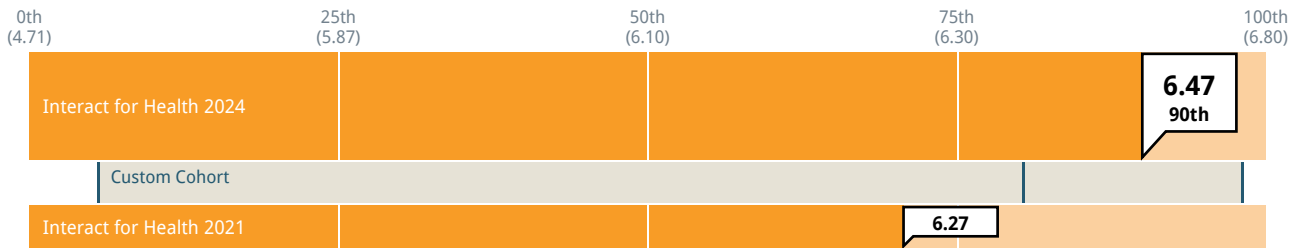
1 = Not at all 7 = To a great extent



Cohort: Custom Cohort Past results: on Subgroup: None

**To what extent was Interact for Health's reporting process adaptable, if necessary, to fit your circumstances?**

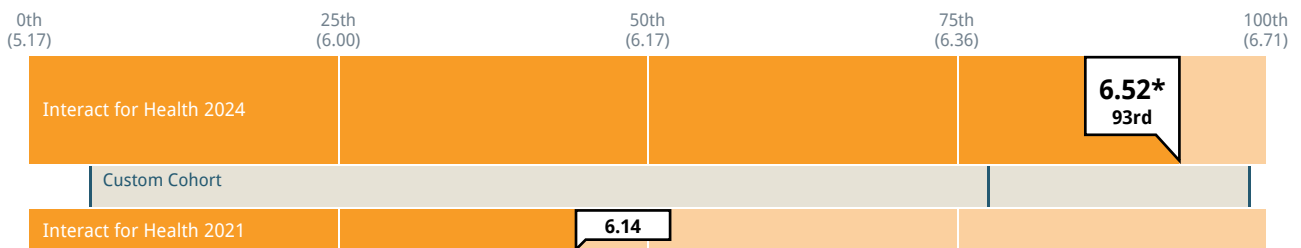
1 = Not at all 7 = To a great extent



Cohort: Custom Cohort Past results: on Subgroup: None

**To what extent was Interact for Health's reporting process relevant, with questions and measures pertinent to the work funded by this grant?**

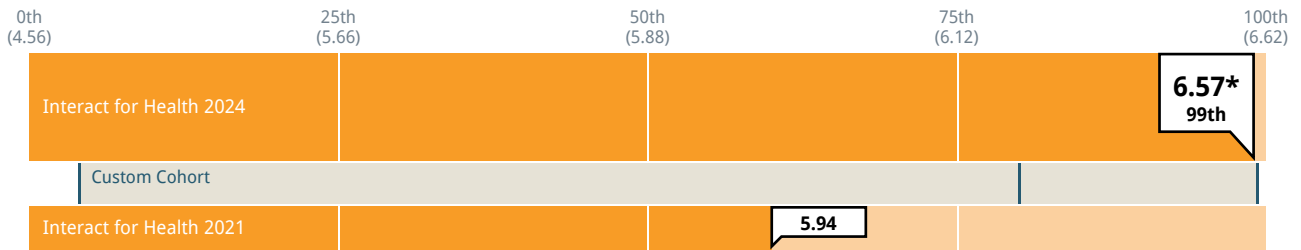
1 = Not at all 7 = To a great extent



Cohort: Custom Cohort Past results: on Subgroup: None

**To what extent was Interact for Health's reporting process a helpful opportunity for you to reflect and learn?**

1 = Not at all    7 = To a great extent



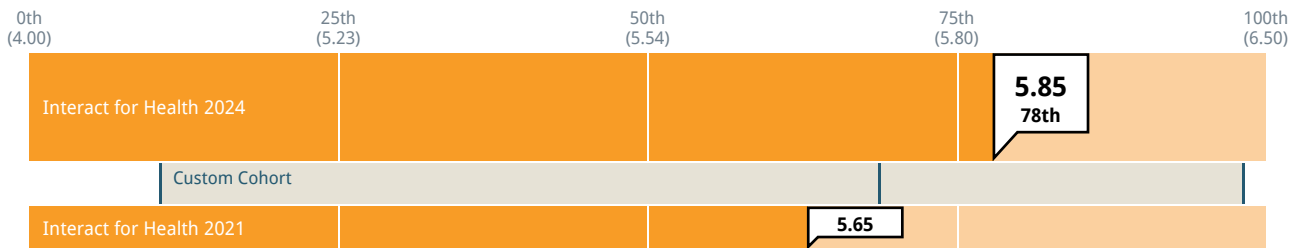
Cohort: Custom Cohort    Past results: on    Subgroup: None

**Evaluation Process**

The following questions were only asked of grantees that indicated having participated in an evaluation process. See the "Reporting and Evaluation Process" page for data on the proportion of grantees participating in this process.

**To what extent did the evaluation incorporate input from your organization in the design of the evaluation?**

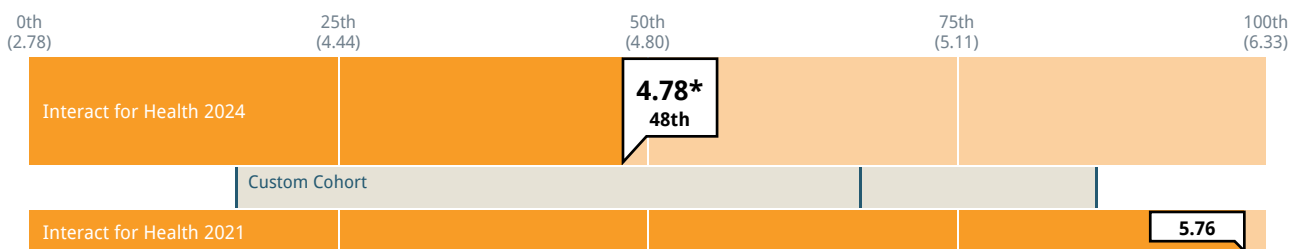
1 = Not at all    7 = To a great extent



Cohort: Custom Cohort    Past results: on    Subgroup: None

**To what extent did the evaluation result in your organization making changes to the work that was evaluated?**

1 = Not at all    7 = To a great extent

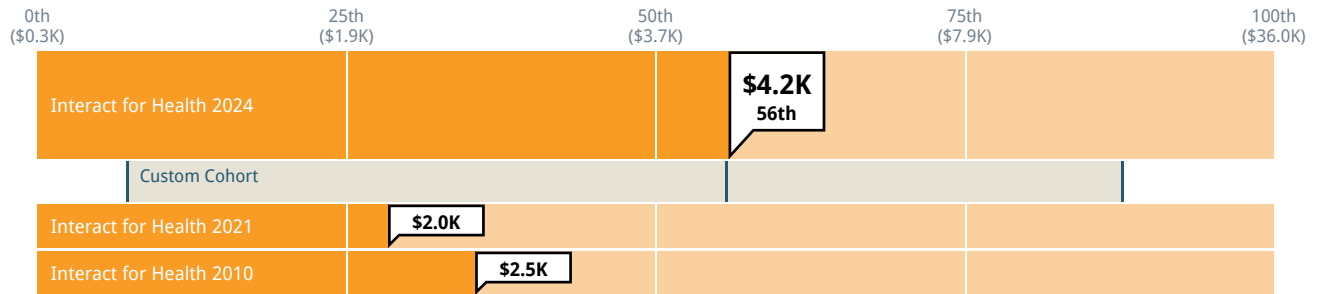


Cohort: Custom Cohort    Past results: on    Subgroup: None

## Dollar Return and Time Spent on Processes

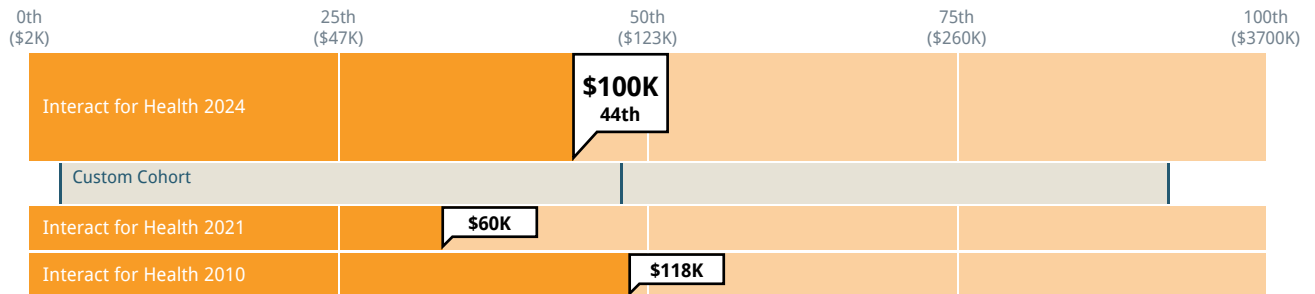
### Dollar Return: Median grant dollars awarded per process hour required

Includes total grant dollars awarded and total time necessary to fulfill the requirements over the lifetime of the grant



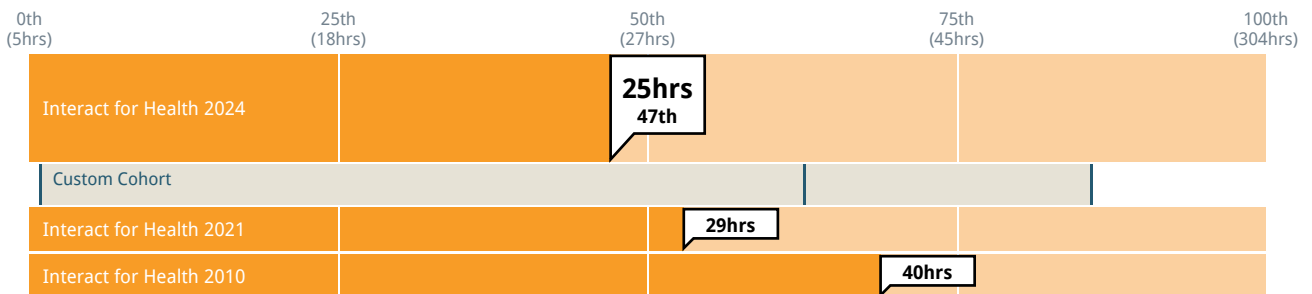
Cohort: Custom Cohort Past results: on Subgroup: None

### Median Grant Size



Cohort: Custom Cohort Past results: on Subgroup: None

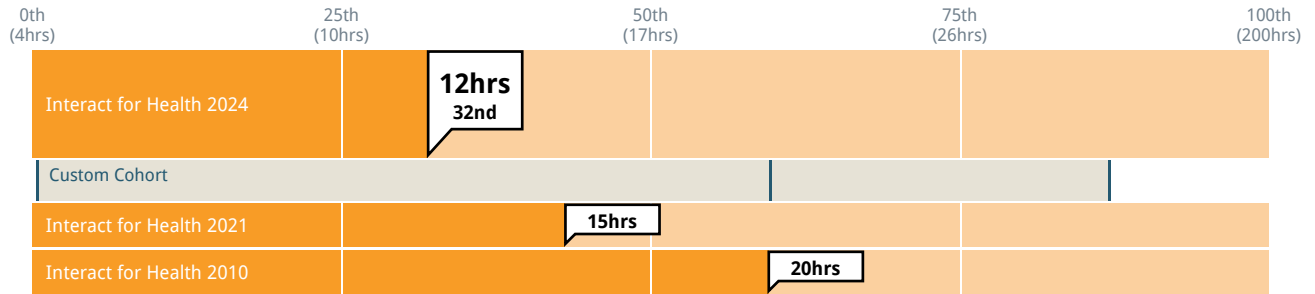
### Median hours spent by grantees on funder requirements over grant lifetime



Cohort: Custom Cohort Past results: on Subgroup: None

## Time Spent on Selection Process

### Median Hours Spent on Application and Selection Process



Cohort: Custom Cohort Past results: on Subgroup: None

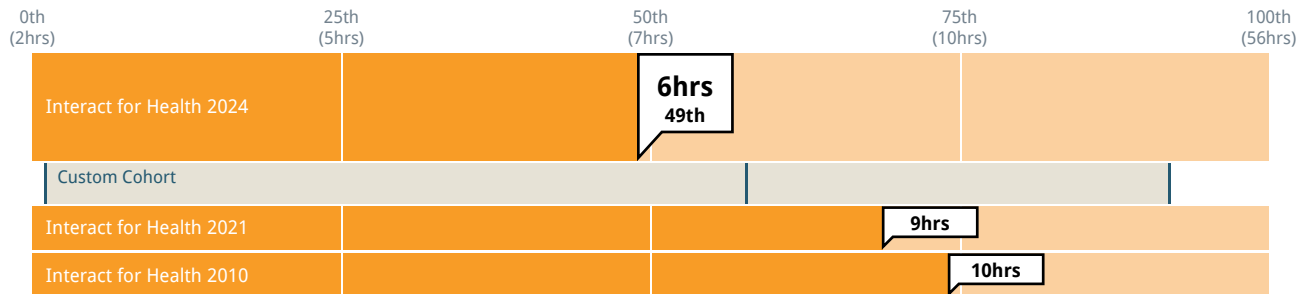
Selected Cohort: Custom Cohort					
Time Spent On Application and Selection Process	Interact for Health 2024	Interact for Health 2021	Interact for Health 2010	Average Funder	Custom Cohort
1 to 9 hours	21%	37%	10%	27%	26%
10 to 19 hours	36%	22%	29%	22%	23%
20 to 29 hours	20%	12%	20%	16%	18%
30 to 39 hours	7%	5%	8%	6%	8%
40 to 49 hours	7%	15%	13%	10%	12%
50 to 99 hours	7%	10%	12%	10%	9%
100 to 199 hours	0%	0%	5%	5%	3%
200+ hours	3%	0%	2%	3%	2%



Selected Subgroup: None
<b>Time Spent On Application and Selection Process (By Subgroup)</b>
1 to 9 hours
10 to 19 hours
20 to 29 hours
30 to 39 hours
40 to 49 hours
50 to 99 hours
100 to 199 hours
200+ hours

### Time Spent on Reporting and Evaluation Process

#### Median Hours Spent on Monitoring, Reporting and Evaluation Process Per Year



Cohort: Custom Cohort Past results: on Subgroup: None

Selected Cohort: Custom Cohort					
Time Spent On Monitoring, Reporting, And Evaluation Process (Annualized)	Interact for Health 2024	Interact for Health 2021	Interact for Health 2010	Average Funder	Custom Cohort
1 to 9 hours	56%	50%	49%	58%	58%
10 to 19 hours	17%	26%	18%	18%	17%
20 to 29 hours	10%	5%	5%	9%	10%
30 to 39 hours	6%	5%	8%	3%	4%
40 to 49 hours	8%	5%	7%	3%	2%
50 to 99 hours	2%	7%	7%	4%	5%
100+ hours	2%	2%	7%	4%	4%

Selected Subgroup: None
Time Spent On Monitoring, Reporting, And Evaluation Process (Annualized) (By Subgroup)
1 to 9 hours
10 to 19 hours
20 to 29 hours
30 to 39 hours
40 to 49 hours
50 to 99 hours
100+ hours

## Customized Questions

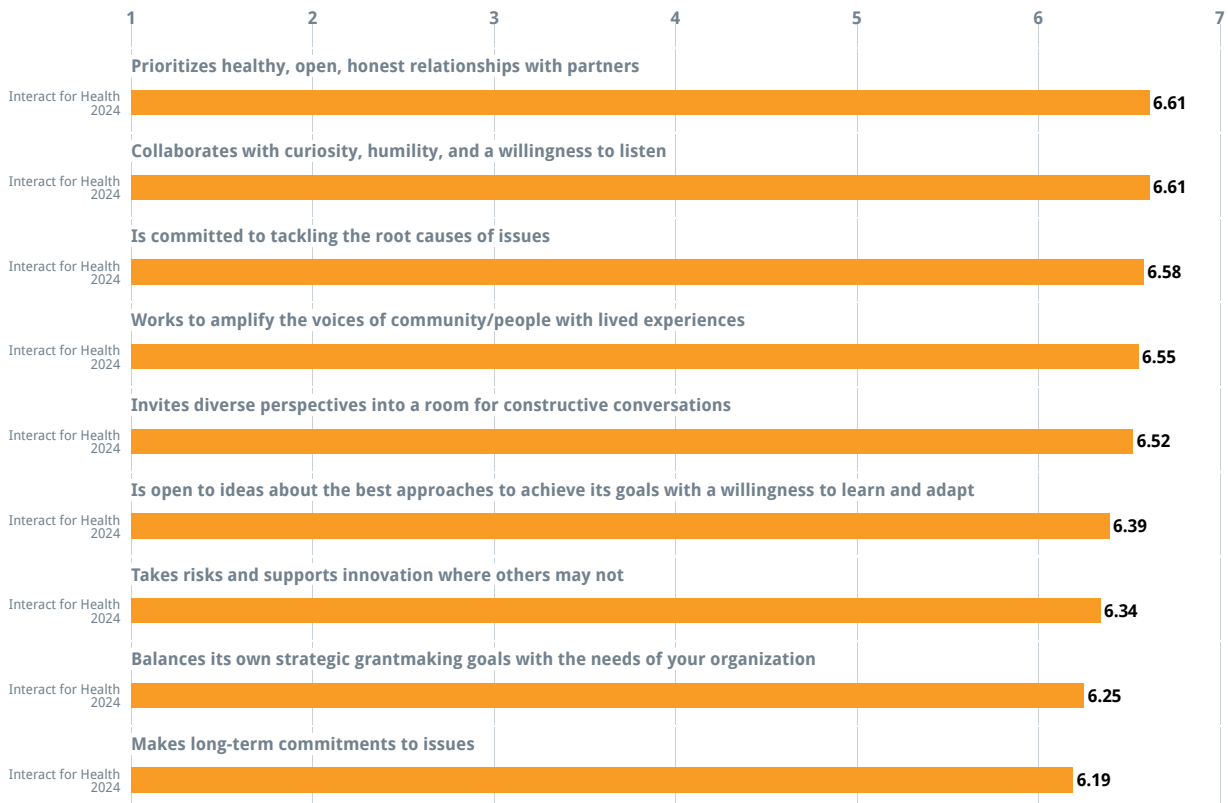
CEP included a series of customized questions specific to Interact for Health in its grantee survey. The following pages outline grantees' responses to those questions.

### Values

Please indicate how strongly you associate Interact for Health with each of the following characteristics or values:

1 = Do not associate with Interact for Health    7 = Strongly associate with Interact for Health

Interact for Health 2024

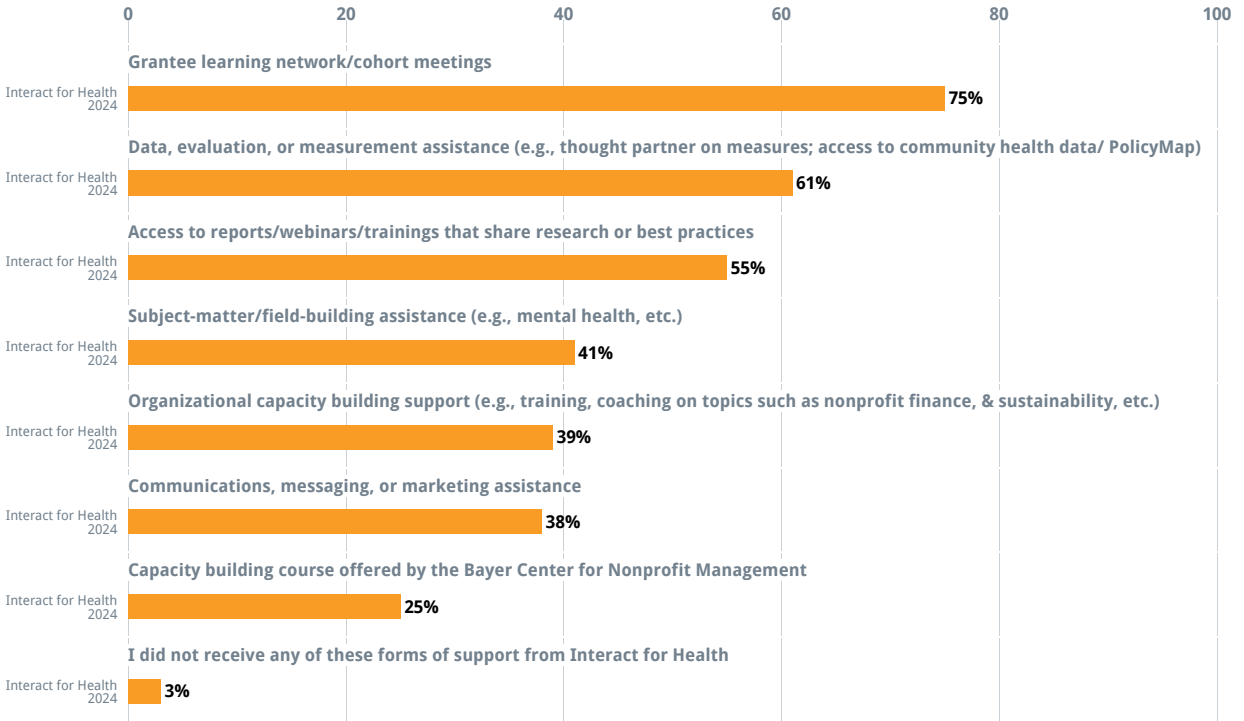


Cohort: None    Past results: on

### Non-Monetary Assistance

Did you receive any of the following types of non-monetary assistance from Interact for Health? (Please check all that apply)

Interact for Health 2024



Cohort: None Past results: on

**How helpful were each of these supports in strengthening your organization's work?**

1 = Not at all helpful    7 = Extremely helpful

Interact for Health 2024



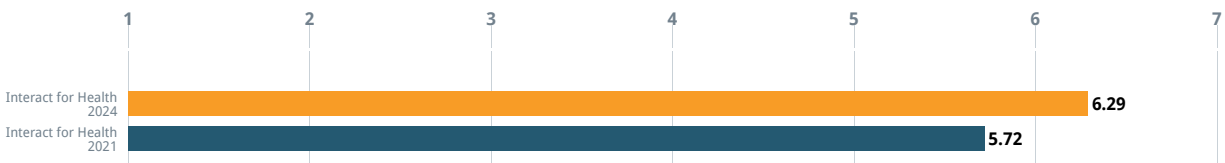
Cohort: None    Past results: on

**Community Engagement**

**Overall, how would you rate Interact for Health's efforts to engage the community in its work? (i.e. listening to community needs and providing relevant funding)**

1 = Limited engagement of the community    7 = Proactive intentional engagement of the community

Interact for Health 2024    Interact for Health 2021



Cohort: None    Past results: on

**Health Equity/Justice**

**Please rate the extent to which you agree or disagree with the following statements:**

1 = Strongly disagree    4 = Neither agree nor disagree    7 = Strongly agree

Interact for Health 2024



Cohort: None    Past results: on

## Grantees' Written Comments

In Interact for Health's Grantee Perception Report survey, CEP asks three written questions:

1. "Please comment on the quality of Interact for Health's processes, interactions, and communications."
2. "Thinking beyond the grant you received, please comment on how Interact for Health influences your field, community, or organization."
3. "What specific improvements would you suggest that would make Interact for Health a better funder?"

To download the full set of grantee comments and suggestions, please refer to the Attachments in the "Report Overview" section of your report. Please note that some comments may be redacted or removed to protect the confidentiality of respondents.

### CEP's Qualitative Analysis

CEP thoroughly reviews each comment submitted and conducts comprehensive qualitative analysis on two of these questions in the GPR.

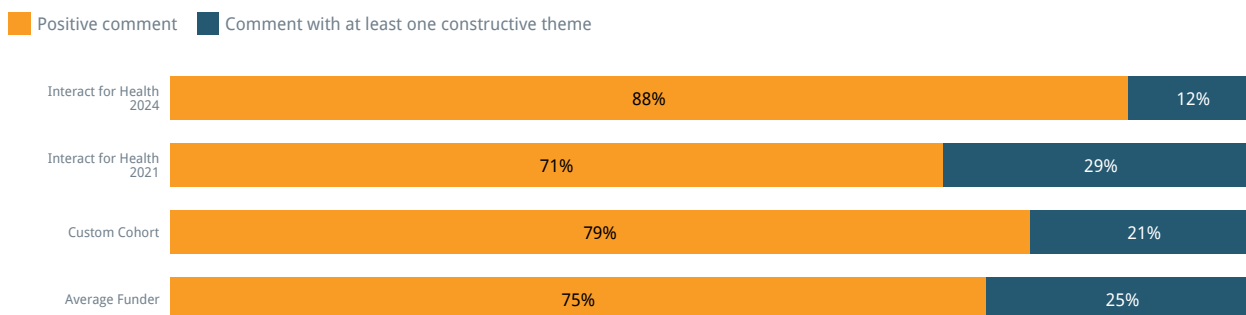
The following pages outline the results of CEP's analyses.

## Quality of Processes, Interactions and Communications

Grantees were asked to comment on the quality of Interact for Health's processes, interactions, and communications. Their comments were then categorized by the nature of their content, specifically whether the content is positive, neutral or constructive.

For a comment to be categorized as constructive, there must have been at least one constructive topic in its content.

### Positivity of Comments about the Quality of Interact for Health's Processes, Interactions, and Communications



Cohort: Custom Cohort Past results: on

## Suggestion Topics

Grantees were asked to provide any suggestions for how Interact for Health could improve. The 64 grantees that responded to the survey provided 28 constructive suggestions. These suggestions were thematically categorized by CEP and grouped into the topics below.

### Proportion of Grantee Suggestions by Topic

Topic of Suggestion	Proportion
Grantmaking Characteristics	39%
Relationships with Grantees	21%
Communication About Future Funding Opportunities	14%
Use Interact for Health's Influence to Help Grantees	11%
Other Suggestions	7%
Process Suggestions	7%

## Selected Suggestions

Grantees were asked to provide any suggestions for how Interact for Health could improve. The 64 grantees that responded to the survey provided a total of 28 distinct suggestions. These suggestions were thematically categorized by CEP and grouped into the topics below.

### Grantmaking Characteristics (39% N=11)

#### Multi-Year / Longer Funding (N = 8)

- "Multi year funding! So much of the work funded is about systemic change, and that doesn't happen in one year. Having multi-year funding means that we can focus more on the work because we can spend less time raising money."
- "Multi-year funding opportunities."
- "Offer multi-year funding to support ongoing work beyond the grant year."
- "I've appreciated IFH's decision to go to 2-year funding cycles and hope that will continue to increase to 3+ years."
- "To be able to provide multiple years of funding for programs/projects."
- "I would love to get committed operating support for 5 years but I know that is unrealistic given all of the amazing orgs who also want their support."
- "Continue to consider multi -year funding and general operating funding for advocacy organizations that may need the flexibility to pivot their work during the grant cycle."
- "Offering two-year grant opportunities instead of one year. Difficult to lose funding after one year and not be able to continue. Very hard to lose all of the effort that went into the development and implementation of the program and then have to stop."

#### Other Grantmaking Suggestions (N = 3)

- "Continue to provide operational support for programs that support at-risk communities and divested neighborhoods."
- "I would not mind seeing an increase in grant frequency, but I also understand that true partnership and investment requires time and evaluation."
- "Operational funds which are always a need (vs RFP programs), are always appreciated and difficult to find."

### Relationships with Grantees (21% N=6)

#### Intentional Engagement / Meetings with Grantees (N = 3)

- "Continued communication about strategy and expectations. Intentional and purposeful activities with grantees could be opportunity to build relationships and capacity in developing fields and areas."
- "More communication/engagement/relationship building throughout the project period."
- "Require regular meetings with our grant coordinator with updates."

#### Understanding and Trust Building (N = 3)

- "Continuing to build authentic relationships with organizations and understanding the culture and the capacity just needed to build small works."
- "Continuing to build trust with the community and with orgs."
- "Communication around what they expect from grantees beyond the funding. What are the hopes they are wishing to achieve through the funding."

### Communication About Future Funding Opportunities (14% N=4)

- "Sharing upcoming grant opportunities in advance especially if multiple submissions are an option."
- "More notice about future opportunities/status of renewed funding to help us plan out our offerings."
- "More clarity on future funding opportunities."
- "Would like to know what RFPs are coming out in the future so we don't apply for one that is somewhat of a fit when there might be a perfect fit in a month or two."

### Use Interact for Health's Influence to Help Grantees (11% N=3)

- "Honestly, the experience has been very positive--helping other local funders move in the direction they appear to be taking towards grantees would be a good thing."
- "Convening diverse coalitions of community groups together such as HEY and All-In Cincinnati to learn from one another. This cohort of organizations would be truly powerful and impactful."
- "To assist small to mid-sized nonprofits create an awareness with national and larger regional funders; a boost from Interact for Health would be a positive influence in bringing funds from these large foundations into the community."

### Process Suggestions (7% N=2)

- "We recommend adding greater specificity to RFPs in terms of the overall goal/objective of the project. "Improving health outcomes and reducing health disparities" is critical but a bit broad when evaluating whether the organization and/or program is a fit. We understand that the selection process is competitive, so we will confer with a team member at Interact before applying for additional funding to confirm our services are strongly aligned with the RFP."
- "A less formal grant reporting tool, rather than a lengthy grant report, perhaps a conference call or a shorter reporting tool."

### Other Suggestions (7% N=2)

- "More training for I4H staff and grantees around centering community voice, ethical storytelling, and DEI."
- "We do a significant amount of policy advocacy that includes lobbying (unfunded by this grant) but we think foundations should revisit the decision to prohibit nonpartisan lobbying, since it is so instrumental to our work."

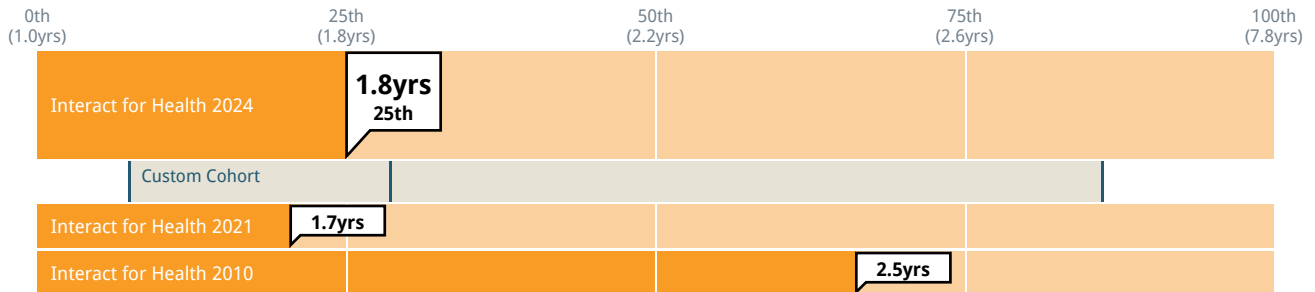


## Contextual Data

Please note that all information below is based on self-reported data from grantees.

### Grantmaking Characteristics

#### Average Grant Length



Cohort: Custom Cohort Past results: on Subgroup: None

Selected Cohort: Custom Cohort					
Length of Grant Awarded	Interact for Health 2024	Interact for Health 2021	Interact for Health 2010	Median Funder	Custom Cohort
Average grant length	1.8 years	1.7 years	2.5 years	2.2 years	1.8 years

Selected Cohort: Custom Cohort					
Length of Grant Awarded	Interact for Health 2024	Interact for Health 2021	Interact for Health 2010	Average Funder	Custom Cohort
0 - 1.99 years	62%	59%	25%	47%	51%
2 - 2.99 years	24%	16%	24%	23%	23%
3 - 3.99 years	13%	20%	43%	19%	16%
4 - 4.99 years	0%	5%	3%	3%	3%
5 - 5.0 years	2%	0%	4%	8%	7%

Selected Cohort: Custom Cohort				
Proportion of Unrestricted Funding	Interact for Health 2024	Interact for Health 2021	Average Funder	Custom Cohort
No, this funding was not restricted to a specific use (e.g., general operating, core support)	31%	14%	29%	25%
Yes, this funding was restricted to a specific use (e.g., supported a specific program, project, capital need, etc.)	69%	86%	71%	75%

### Grantmaking Characteristics - By Subgroup

Selected Subgroup: None
<b>Length of Grant Awarded (By Subgroup)</b>
Average grant length

Selected Subgroup: None
<b>Length of Grant Awarded (By Subgroup)</b>
0 - 1.99 years
2 - 2.99 years
3 - 3.99 years
4 - 4.99 years
5 - 50 years

Selected Subgroup: None
<b>Proportion of Unrestricted Funding (By Subgroup)</b>
No, this funding was not restricted to a specific use (e.g., general operating, core support)
Yes, this funding was restricted to a specific use (e.g., supported a specific program, project, capital need, etc.)

**Grant Size**

Selected Cohort: Custom Cohort					
Grant Amount Awarded	Interact for Health 2024	Interact for Health 2021	Interact for Health 2010	Median Funder	Custom Cohort
Median grant size	\$100K	\$60K	\$118K	\$123.4K	\$109.5K

Selected Cohort: Custom Cohort					
Grant Amount Awarded	Interact for Health 2024	Interact for Health 2021	Interact for Health 2010	Average Funder	Custom Cohort
Less than \$10K	0%	2%	0%	8%	6%
\$10K - \$24K	0%	15%	3%	10%	10%
\$25K - \$49K	19%	22%	9%	12%	11%
\$50K - \$99K	26%	22%	32%	15%	18%
\$100K - \$149K	18%	17%	9%	10%	12%
\$150K - \$299K	27%	17%	33%	17%	19%
\$300K - \$499K	8%	5%	10%	10%	9%
\$500K - \$999K	2%	0%	4%	9%	8%
\$1MM and above	0%	0%	0%	10%	8%

Selected Cohort: Custom Cohort					
Median Percent of Budget Funded by Grant (Annualized)	Interact for Health 2024	Interact for Health 2021	Interact for Health 2010	Median Funder	Custom Cohort
Size of grant relative to size of grantee budget	5%	2%	1%	4%	5%

**Grant Size - By Subgroup**

Selected Subgroup: None	
Grant Amount Awarded (By Subgroup)	
Median grant size	

Selected Subgroup: None	
Grant Amount Awarded (By Subgroup)	
Less than \$10K	
\$10K - \$24K	
\$25K - \$49K	
\$50K - \$99K	
\$100K - \$149K	
\$150K - \$299K	
\$300K - \$499K	
\$500K - \$999K	
\$1MM and above	

Selected Subgroup: None					
<b>Median Percent of Budget Funded by Grant (Annualized) (By Subgroup)</b>					
Size of grant relative to size of grantee budget					

## Grantee Characteristics

Please note that all information below is based on self-reported data from grantees.

Selected Cohort: Custom Cohort					
Operating Budget of Grantee Organization	Interact for Health 2024	Interact for Health 2021	Interact for Health 2010	Median Funder	Custom Cohort
Median Budget	\$1.4M	\$3.8M	\$6.1M	\$1.8M	\$2M

Selected Cohort: Custom Cohort					
Operating Budget of Grantee Organization	Interact for Health 2024	Interact for Health 2021	Interact for Health 2010	Average Funder	Custom Cohort
<\$100K	3%	5%	6%	8%	7%
\$100K - \$499K	23%	22%	9%	17%	20%
\$500K - \$999K	16%	18%	8%	13%	12%
\$1MM - \$4.9MM	30%	8%	22%	30%	30%
\$5MM - \$24MM	23%	35%	36%	19%	19%
>=\$25MM	5%	12%	19%	13%	13%

### Grantee Characteristics - By Subgroup

Selected Subgroup: None
<b>Operating Budget of Grantee Organization (By Subgroup)</b>
Median Budget

Selected Subgroup: None
<b>Operating Budget of Grantee Organization (By Subgroup)</b>
<\$100K
\$100K - \$499K
\$500K - \$999K
\$1MM - \$4.9MM
\$5MM - \$24MM
>=\$25MM

### Funding Relationship

Selected Cohort: Custom Cohort					
Funding Status	Interact for Health 2024	Interact for Health 2021	Interact for Health 2010	Median Funder	Custom Cohort
Percent of grantees currently receiving funding from Interact for Health	81%	80%	79%	82%	82%

Selected Cohort: Custom Cohort					
Pattern of Grantees' Funding Relationship with Interact for Health	Interact for Health 2024	Interact for Health 2021	Interact for Health 2010	Average Funder	Custom Cohort
First grant received from Interact for Health	50%	26%	26%	29%	28%
Consistent funding in the past	26%	53%	53%	53%	50%
Inconsistent funding in the past	24%	21%	21%	18%	22%

### Funding Relationship - by Subgroup

Selected Subgroup: None
<b>Funding Status (By Subgroup)</b>
Percent of grantees currently receiving funding from Interact for Health

Selected Subgroup: None
<b>Pattern of Grantees' Funding Relationship with Interact for Health (By Subgroup)</b>
First grant received from Interact for Health
Consistent funding in the past
Inconsistent funding in the past

### Funder Characteristics

Please note that all information below is based on self-reported data from Interact for Health.

Selected Cohort: Custom Cohort					
Financial Information	Interact for Health 2024	Interact for Health 2021	Interact for Health 2010	Median Funder	Custom Cohort
Total assets	\$254M	\$228.2M	\$173M	\$319.9M	\$245.8M
Total giving	\$8.4M	\$2.8M	\$10.3M	\$20.8M	\$9.8M

Selected Cohort: Custom Cohort					
Funder Staffing	Interact for Health 2024	Interact for Health 2021	Interact for Health 2010	Median Funder	Custom Cohort
Total staff (FTEs)	22	22	20	19	12
Percent of staff who are program staff	64%	82%	45%	45%	42%

Selected Cohort: Custom Cohort					
Grantmaking Processes	Interact for Health 2024	Interact for Health 2021	Interact for Health 2010	Median Funder	Custom Cohort
Proportion of grants that are invitation-only	35%	25%	61%	60%	32%
Proportion of grantmaking dollars that are invitation-only	46%	40%	76%	75%	55%



## Methodology, Analysis, and Respondent Demographics

Survey	Survey Fielded	Survey Population	Number of Responses Received	Survey Response Rate
Interact for Health 2024	September and October 2024	99	64	65%
Interact for Health 2021	May and June 2021	77	44	57%
Interact for Health 2010	February and March 2010	123	96	78%

Survey Year	Year of Active Grants
Interact for Health 2024	2023-2024
Interact for Health 2021	2020-2021
Interact for Health 2010	2009

## Standard Comparative Cohorts

CEP included 18 standard cohorts to allow for comparisons to a variety of different types of funders.

### Strategy Cohorts

Cohort Name	Count	Description
Small Grant Providers	34	Funders with median grant size of \$20K or less
Large Grant Providers	126	Funders with median grant size of \$200K or more
High Touch Funders	33	Funders for which a majority of grantees report having contact with their primary contact monthly or more often
Proactive Grantmakers	121	Funders that make at least 90% of grants by invitation only
Responsive Grantmakers	110	Funders that make at most 10% of grants by invitation only
Intermediary Funders	25	Funders that primarily regrant philanthropic dollars
International Funders	62	Funders that fund outside of their own country

### Annual Giving Cohorts

Cohort Name	Count	Description
Funders Giving Less Than \$5 Million	57	Funders with annual giving of less than \$5 million
Funders Giving \$50 Million or More	96	Funders with annual giving of \$50 million or more

### Foundation Type Cohorts

Cohort Name	Count	Description
Private Foundations	181	All private foundations in the GPR dataset
Family Foundations	93	All family foundations in the GPR dataset
Community Foundations	41	All community foundations in the GPR dataset
Health Conversion Foundations	31	All health conversion foundations in the GPR dataset
Corporate Foundations	26	All corporate foundations in the GPR dataset

## Other Cohorts

Cohort Name	Count	Description
Funders Outside the United States	45	Funders that are primarily based outside the United States
Recently Established Foundations	63	Funders that were established in 2000 or later
Funders Surveyed During COVID-19	146	Funders who surveyed grantees during COVID-19 (2020 - 2022)
European Funders	27	Funders that are headquartered in Europe

## Subgroup Methodology and Differences

The following page outlines the methodology used to determine the subgroups that are displayed in the report, along with any differences in grantee perceptions. Differences should be interpreted in the context of Interact for Health's goals and strategy.

CEP conducts statistical analysis on groups of 10 or larger. Ratings described as "significantly" higher or lower reflect statistically significant differences at a P-value less than or equal to 0.1. Ratings described as "trending" higher or lower reflect a 0.3-point difference larger or smaller than the overall average rating.

### Subgroup Methodology

**Focus Area:** Using the grantee list provided by Interact for Health, CEP tagged grantees based on focus area.

**General Operating Support:** Using data grantees provided in the survey, CEP tagged grantees based on whether they received general operating support from Interact for Health.

**Organization Budget Size:** Using data grantees provided in the survey, CEP tagged grantees based on their organization's budget size.

**Respondent Person of Color Identity:** Using data grantees provided in the survey, CEP tagged grantees based on their person of color identity.

**Respondent Gender Identity:** Using data grantees provided in the survey, CEP tagged grantees based on their gender identity. Those segmented as "Identifies as a Man" selected "Man" only, and those segmented as "Identifies as a Woman" selected "Woman" only.

### Subgroup Differences

**Focus Area:** Ratings from [Data for Equity](#) grantees *trend lower* on many measures compared to overall Interact for Health ratings, including perceptions of understanding, diversity, equity, and inclusion, communications, selection process, and a custom question on Interact for Health's values.

**General Operating Support:** No group of grantees consistently rates higher or lower than other grantees when analyzed by whether they received general operating support.

**Organization Budget Size:** No group of grantees consistently rates higher or lower than other grantees when analyzed by budget size.

**Respondent Person of Color Identity:** Ratings from grantees who identify as a person of color are significantly higher than grantees who identify as not a person of color for several measures. For more information on respondents' demographic characteristics, please see the ["Respondent Demographics"](#) section.

**Respondent Gender Identity:** No group of grantees consistently rates higher or lower than other grantees when analyzed by respondent gender identity. For more information on respondents' demographic characteristics, please see the ["Respondent Demographics"](#) section.

## Respondent Demographics

Respondents are asked questions related to their gender identity, transgender identity, racial/ethnic identity, identity as a person of color, disability identity, and identity as a member of the LGBTQ+ community.

Survey language and response options for questions about race and ethnicity are guided by best practices shared by [National Institutes of Health](#), [Pew Research Center](#), [Psi Chi Journal of Psychological Research](#), and the [US Census Bureau](#).

Survey language and response options for questions about gender and LGBTQ+ identity are guided by best practices shared by [Funders For LGBTQ Issues](#), [HRC Foundation's Welcoming Schools](#), and the [Williams Institute of the University of California – Los Angeles School of Law](#).

Survey respondents are asked to share their gender identities in a check-all-that-apply question. Each chart has the option of showing the average ratings of respondents who selected only "man," only "woman," multiple gender identities, "gender non-conforming or non-binary," "prefer to self-identify," and "prefer not to say" - as long as that response option had at least nine respondents.

All demographic survey questions are optional.

## Differences in Ratings by Respondent Demographics

It is CEP's standard practice to analyze responses for differences by the following demographics characteristics:

### Person of Color Identity:

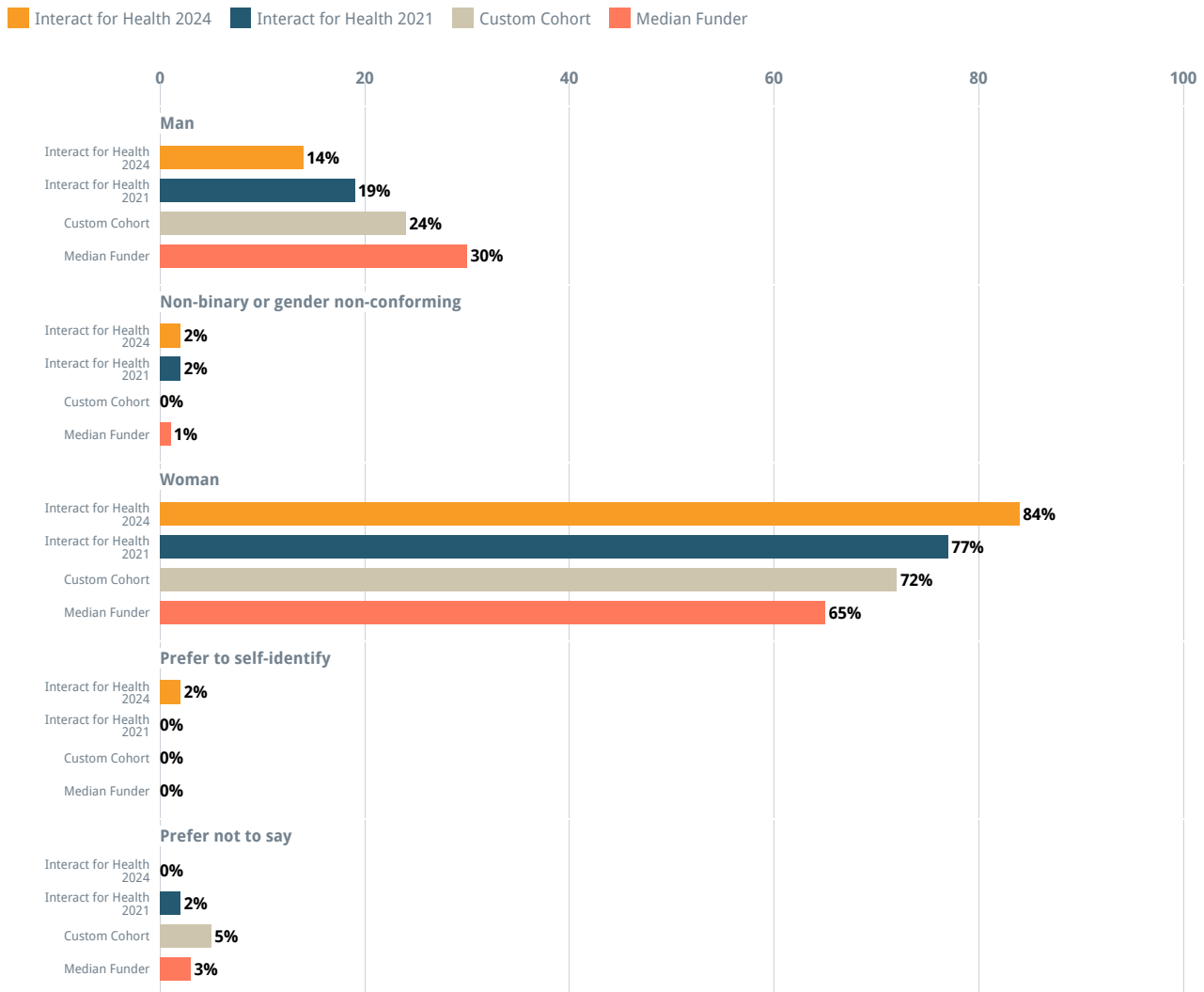
Ratings from grantees who identify as a person of color are *significantly higher* than grantees who identify as not a person of color for the following measures:

- Impact on grantees' fields
- Advancement of knowledge in the field
- Effect on public policy in grantees' fields
- The assistance beyond the grant received strengthened grantees' organizations and/or programs
- Assistance beyond the grant was a worthwhile use of the time required of grantees
- Understanding of the needs of the people and communities served
- Level of pressure to modify grantees' priorities to create a request that was likely to receive funding (1 = no pressure, 7 = significant pressure)
- Association of Interact for Health with making long-term commitment to issues
- Helpfulness of the following supports in strengthening their organization's work: Grantee learning network/cohort meetings; and data, evaluation, or measurement assistance
- Interact for Health's engagement of the community in its work

**Gender Identity:** No group of grantees consistently rates higher or lower than other grantees when analyzed by respondent gender identity.

There are too few respondents to analyze results by **Transgender Identity**, **LGBTQ+ Identity**, and **Disability Identity**.

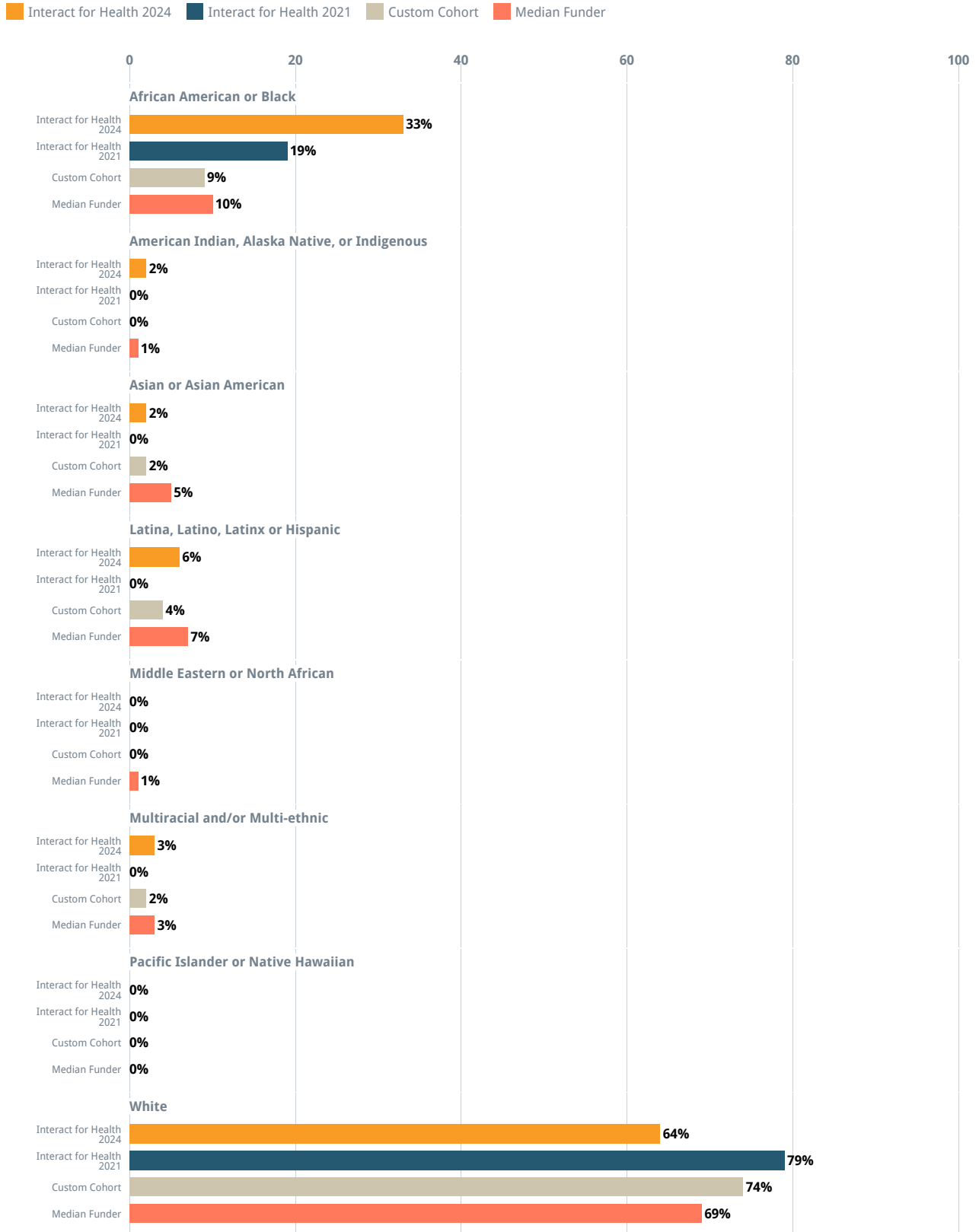
### Please select the option that represents how you describe yourself:



Cohort: Custom Cohort Past results: on

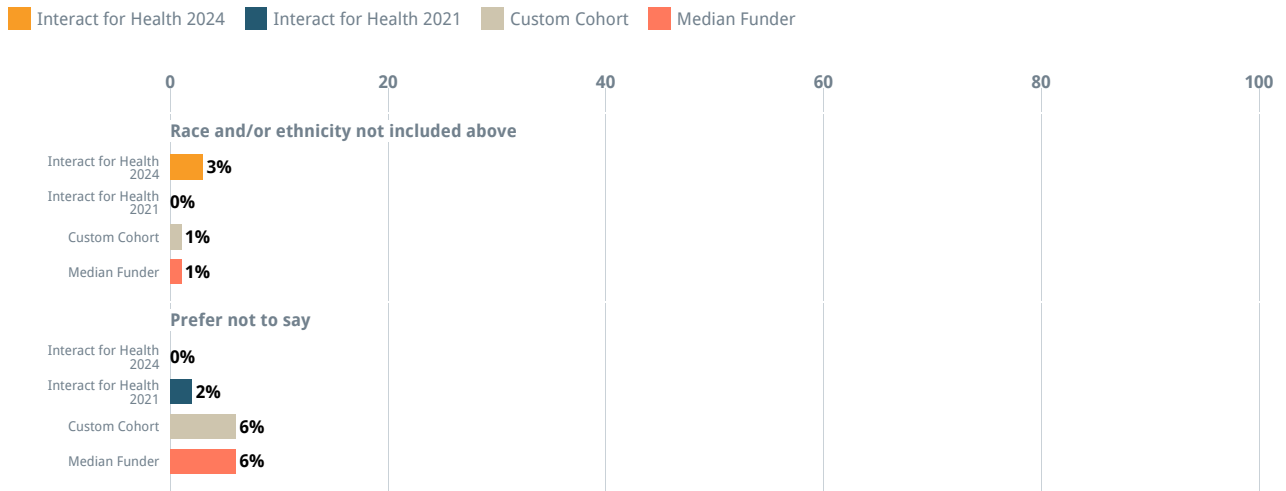
Selected Cohort: Custom Cohort				
Are you transgender?	Interact for Health 2024	Interact for Health 2021	Average Funder	Custom Cohort
Yes	0%	0%	1%	0%
No	100%	98%	96%	95%
Prefer not to say	0%	2%	4%	5%

How would you describe your race and/or ethnicity?



Cohort: Custom Cohort Past results: on

How would you describe your race and/or ethnicity? (cont.)



Cohort: Custom Cohort Past results: on

Selected Cohort: Custom Cohort				
Do you identify as a person of color?	Interact for Health 2024	Interact for Health 2021	Average Funder	Custom Cohort
Yes	33%	19%	26%	20%
No	67%	79%	69%	74%
Prefer not to say	0%	2%	6%	6%

Note: The following question was recently added to the grantee survey and depicts comparative data from fewer than 25 funders in the dataset.

Selected Cohort: Custom Cohort				
Do you have a disability?	Interact for Health 2024	Interact for Health 2021	Average Funder	Custom Cohort
Yes	3%	0%	7%	7%
No	89%	98%	88%	87%
Prefer not to say	8%	2%	5%	6%

Selected Cohort: Custom Cohort				
Do you identify as a member of the LGBTQ+ (Lesbian, Gay, Bisexual, Transgender, and Queer) community?	Interact for Health 2024	Interact for Health 2021	Average Funder	Custom Cohort
Yes	11%	5%	11%	8%
No	86%	93%	84%	85%
Prefer not to say	3%	2%	6%	6%

## Respondent Job Title

Selected Cohort: Custom Cohort					
Job Title of Respondents	Interact for Health 2024	Interact for Health 2021	Interact for Health 2010	Average Funder	Custom Cohort
Executive Director/CEO	39%	35%	28%	47%	49%
Other Senior Team (i.e., reporting to Executive Director/CEO)	25%	19%	29%	20%	21%
Project Director	16%	28%	25%	11%	11%
Development Staff	16%	9%	3%	16%	11%
Volunteer	2%	0%	0%	1%	2%
Other	3%	9%	14%	5%	6%

## Additional Survey Information

Grantees may decide not to answer any question in the grantee survey. On many questions in the survey, grantees are allowed to select “don’t know” or “not applicable” if they are not able to provide an alternative answer. In addition, some questions in the survey are only displayed to a select group of grantees for which that question is relevant based on a previous response.

As a result, there are some measures where only a subset of responses is included in the reported results. The table below shows the number of responses included in each of the survey measures. The total number of respondents to Interact for Health’s grantee survey was 64.

Question Text	Number of Responses
Overall, how would you rate Interact for Health’s impact on your organization?	64
Overall, how would you rate Interact for Health’s impact on your local community?	63
Overall, how would you rate Interact for Health’s impact on your field?	63

Question Text	Number of Responses
To what extent has Interact for Health advanced the state of knowledge in your field?	58
To what extent has Interact for Health affected public policy in your field?	52
How well does Interact for Health understand your organization's strategy and goals?	61
How aware is Interact for Health of the challenges that your organization is facing?	63
How well does Interact for Health understand the social, cultural, or socioeconomic factors that affect your work?	63
How well does Interact for Health understand the field in which you work?	64
Please indicate any types of assistance beyond the grant that were a component of what you received from Interact for Health.	63
Please rate the extent to which you agree with the following statements about the assistance beyond the grant you received from Interact for Health:	
The assistance beyond the grant I received met an important need for my organization and/or program	57
The assistance beyond the grant I received strengthened my organization and/or program	58
Interact for Health's assistance beyond the grant was a worthwhile use of the time required of us	57
I felt Interact for Health would be open to feedback about the assistance beyond the grant it provided	57
How well does Interact for Health understand the needs of the people and communities that you serve?	63
Are the efforts funded by this grant primarily meant to benefit historically disadvantaged groups?	64
Specifically, are any of the following the primary intended people and/or communities served by the efforts funded by this grant?	57
To what extent do you agree or disagree that Interact for Health has clearly communicated what diversity, equity, and inclusion means for its work?	64
To what extent do you agree or disagree that Interact for Health demonstrates an explicit commitment to diversity, equity, and inclusion in its work?	64
How comfortable do you feel approaching Interact for Health if a problem arises?	64
Overall, how responsive was Interact for Health staff?	64
To what extent did Interact for Health exhibit trust in your organization's staff during this grant?	64
To what extent did Interact for Health exhibit candor about Interact for Health's perspectives on your work during this grant?	63
To what extent did Interact for Health exhibit compassion for those affected by your work during this grant?	64
To what extent is Interact for Health open to ideas from grantees about its strategy?	64
How often do/did you have contact with your program officer during this grant?	64
Has your main contact at Interact for Health changed in the past six months?	62
At any point during this grant, including the selection process, did Foundation staff conduct a site visit?	64
How clearly has Interact for Health communicated its goals and strategy to you?	64
How consistent was the information provided by different communication resources, both personal and written, that you used to learn about Interact for Health?	62
Overall, how transparent is Interact for Health with your organization?	62
How well do you understand the way in which the work funded by this grant fits into Interact for Health's broader efforts?	64
Did you submit an application to Interact for Health for this grant?	63
Did you have contact with a Foundation staff member via phone, email, or in-person/video before you applied?	58
To what extent was Interact for Health's selection process a helpful opportunity to strengthen the efforts funded by the grant?	61
To what extent was Interact for Health's selection process an appropriate level of effort given the amount of funding received?	58
As you developed your grant application, how much pressure did you feel to modify your organization's priorities in order to create a grant application that was likely to receive funding?	62
To what extent was Interact for Health clear and transparent about the selection process requirements and timelines?	63
To what extent was Interact for Health clear and transparent about the criteria Interact for Health uses to decide whether an application would be funded or declined?	61
At any point during the application or the grant period, did Interact for Health and your organization exchange ideas regarding how your organization would assess the results of the work funded by this grant?	55

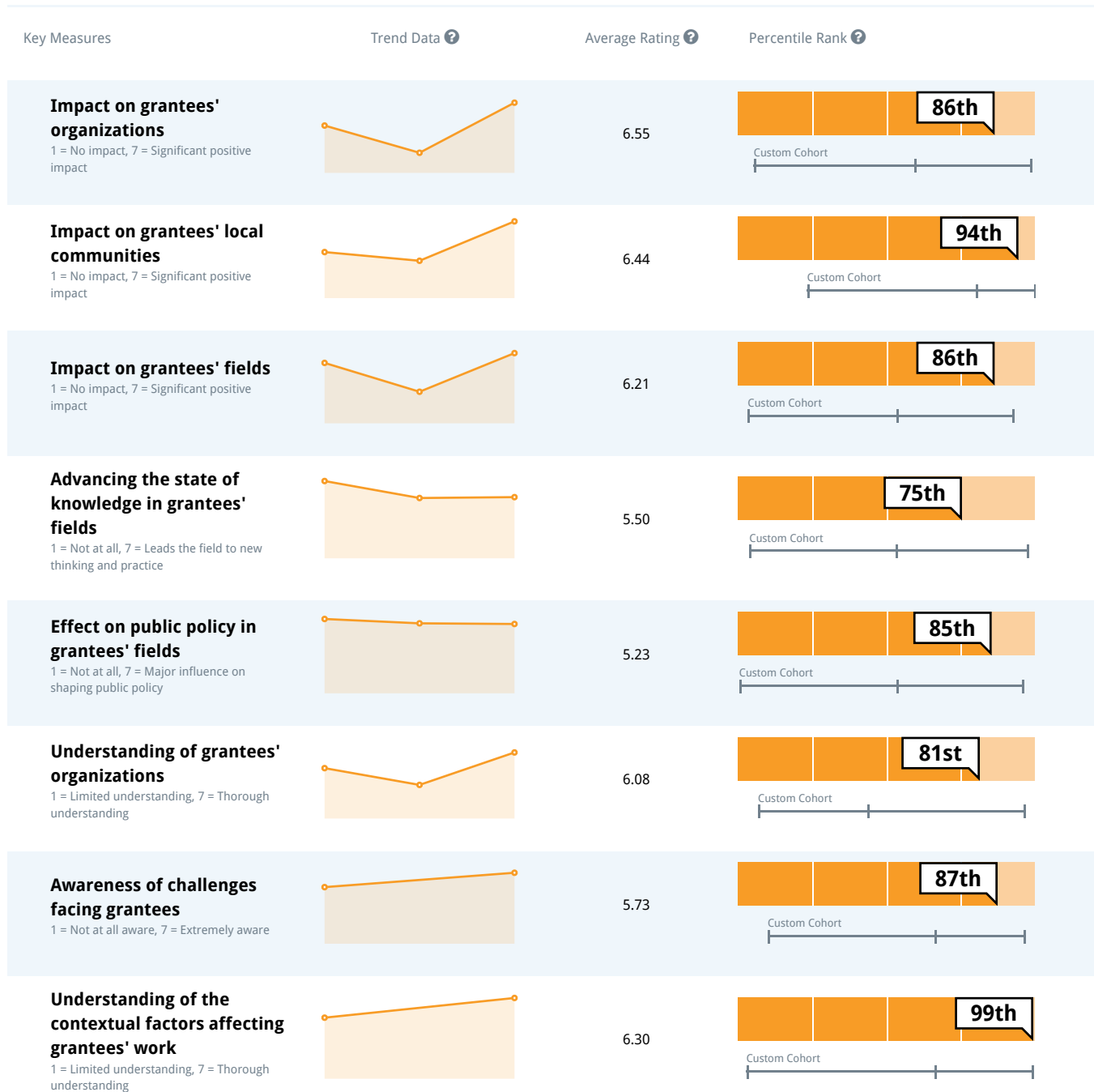


Question Text	Number of Responses
Have you participated in a reporting or evaluation process?	60
To what extent was Interact for Health's reporting process straightforward?	42
To what extent was Interact for Health's reporting process adaptable, if necessary, to fit your circumstances?	43
To what extent was Interact for Health's reporting process relevant, with questions and measures pertinent to the work funded by this grant?	44
To what extent was Interact for Health's reporting process a helpful opportunity for you to reflect and learn?	44
To what extent did the evaluation incorporate your input in the design of the evaluation?	26
To what extent did the evaluation result in you making changes to the work that was evaluated?	27
Total funding committed for this grant	62
Total number of years of approved funding for this grant	63
Was the funding you received restricted to a specific use?	64
What is the approximate annual operating budget of your organization?	61
Are you currently receiving funding from Interact for Health?	63
Which of the following best describes the pattern of your organization's funding relationship with Interact for Health?	62
Custom Questions	
Please indicate how strongly you associate Interact for Health with each of the following characteristics or values:	
Is committed to tackling the root causes of issues	64
Prioritizes healthy, open, honest relationships with partners	64
Invites diverse perspectives into a room for constructive conversations	64
Collaborates with curiosity, humility, and a willingness to listen	64
Works to amplify the voices of community/people with lived experiences	64
Makes long-term commitments to issues	64
Is open to ideas about the best approaches to achieve its goals with a willingness to learn and adapt	64
Takes risks and supports innovation where others may not	64
Balances its own strategic grantmaking goals with the needs of your organization	64
Did you receive any of the following types of non-monetary assistance from Interact for Health? (Please check all that apply)	
How helpful were each of these supports in strengthening your organization's work?	
Grantee learning network/cohort meetings	47
Subject-matter/field-building assistance (e.g., mental health, etc.)	25
Communications, messaging, or marketing assistance	24
Data, evaluation, or measurement assistance (e.g., thought partner on measures; access to community health data/ PolicyMap)	39
Organizational capacity building support (e.g., training, coaching on topics such as nonprofit finance, & sustainability, etc.)	25
Capacity building course offered by the Bayer Center for Nonprofit Management	16
Access to reports/webinars/trainings that share research or best practices	34
Overall, how would you rate Interact for Health's efforts to engage the community in its work? (i.e. listening to community needs and providing relevant funding)	62
Please rate the extent to which you agree or disagree with the following statements:	
Interact for Health is a thought leader in the community on health equity/justice	61
Interact for Health's communications about health equity/justice positively influence the way I think about my work and community's health	62
Interact for Health's communications about health equity/justice are accessible	61
Interact for Health's communications speak to important issues of equity/justice without being divisive	59
Interact for Health's communications about health equity/justice are reaching a broader audience	50

## Summary of Perceptual Survey Measure Rankings

The following chart displays Interact for Health's percentile rankings for all perceptual survey measures in the report. Each row shows the question asked with the scale points shown to grantees in the survey, Interact for Health's average rating, its corresponding percentile ranking relative to CEP's dataset, and the trend of Interact for Health's results over time (where applicable).

This chart can be sorted largest to smallest, or smallest to largest, by *Average* or by *Percentile Rank* using the arrows next to their respective labels. If you'd like to view this chart for a specific subgroup, you can do so using the "Subgroup" dropdown and selecting the group that you'd like to view.



Key Measures


Trend Data ?

Average Rating ?

Percentile Rank ?

**Understanding of grantees' fields**

1 = Limited understanding of the field, 7 = Regarded as an expert in the field



5.97



**Assistance beyond the grant met an important need for grantees**

1 = Not at all, 4 = Somewhat, 7 = To a great extent

N/A

6.16



**Assistance beyond the grant strengthened organization or program**

1 = Not at all, 4 = Somewhat, 7 = To a great extent

N/A

6.17



**Assistance beyond the grant was a worthwhile use of time**

1 = Not at all, 4 = Somewhat, 7 = To a great extent

N/A

6.16




**Openness to feedback about assistance beyond the grant**

1 = Not at all, 4 = Somewhat, 7 = To a great extent

N/A

6.49



**Understanding of the needs of the people and communities grantees serve**

1 = Limited understanding, 7 = Thorough understanding



6.27



**Clearly communicates what DEI means for its work**

1 = Strongly disagree, 4 = Neither agree nor disagree, 7 = Strongly agree



6.47



**Demonstrates an explicit commitment to DEI in its work**

1 = Strongly disagree, 4 = Neither agree nor disagree, 7 = Strongly agree



6.61



**Comfort approaching Interact for Health if a problem arises**

1 = Not at all comfortable, 7 = Extremely comfortable



6.70



Key Measures	Trend Data ?	Average Rating ?	Percentile Rank ?
<b>Responsiveness of Interact for Health staff</b> 1 = Not at all responsive, 7 = Extremely responsive		6.80	94th Custom Cohort
<b>Exhibits trust in grantees' staff</b> 1 = Not at all, 4 = Somewhat, 7 = To a great extent		6.69	92nd Custom Cohort
<b>Exhibits candor about its perspectives on grantees' work</b> 1 = Not at all, 4 = Somewhat, 7 = To a great extent		6.41	93rd Custom Cohort
<b>Exhibits compassion for those affected by grantees' work</b> 1 = Not at all, 4 = Somewhat, 7 = To a great extent		6.73	92nd Custom Cohort
<b>Openness to grantees' ideas about strategy</b> 1 = Not at all, 7 = To a great extent		6.09	96th Custom Cohort
<b>Clarity of communications about goals and strategy</b> 1 = Not at all clearly, 7 = Extremely clearly		6.42	97th Custom Cohort
<b>Consistency of communications across different resources</b> 1 = Not at all consistent, 7 = Completely consistent		6.34	91st Custom Cohort
<b>Transparency with grantees</b> 1 = Not at all transparent, 7 = Extremely transparent		6.31	95th Custom Cohort
<b>Grantees' understanding of how funded work fits into Interact for Health's broader efforts</b> 1 = Limited understanding, 7 = Thorough understanding		6.16	97th Custom Cohort
<b>Helpfulness of selection process in strengthening funded work</b> 1 = Not at all, 7 = To a great extent	N/A	6.18	90th Custom Cohort

Key Measures

Trend Data ?

Average Rating ?

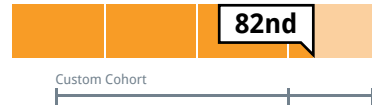
Percentile Rank ?

**Selection process was an appropriate level of effort given funding received**

1 = Not at all, 7 = To a great extent

N/A

6.24



**Pressure to modify grantees' priorities to receive funding**

1 = No pressure, 7 = Significant pressure



1.90




**Clarity and transparency of selection process requirements and timelines**

1 = Not at all, 7 = To a great extent

N/A

6.44



**Clarity and transparency of criteria used to fund or decline application**

1 = Not at all, 7 = To a great extent

N/A

6.10



**Reporting process: Straightforwardness**

1 = Not at all, 7 = To a great extent



6.48



**Reporting process: Adaptability**

1 = Not at all, 7 = To a great extent



6.47



**Reporting process: Relevance**

1 = Not at all, 7 = To a great extent



6.52



**Reporting process: Helpful opportunity to reflect and learn**

1 = Not at all, 7 = To a great extent



6.57

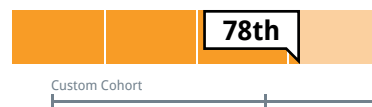


**Evaluation process: Incorporated grantees' input in design**

1 = Not at all, 7 = To a great extent



5.85

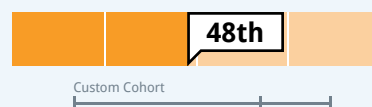


**Evaluation process: Resulted in change to evaluated work**

1 = Not at all, 7 = To a great extent



4.78



## About CEP and Contact Information

The Center for Effective Philanthropy's mission is to provide data, feedback, programs, and insights to help individual and institutional donors improve their effectiveness. We do this work because we believe effective donors, working collaboratively and thoughtfully, can profoundly contribute to creating a better and more just world.

CEP pursues this mission through several core activities:

**Assessment and Advisory Services:** Our [assessments](#) provide actionable insights on funders' work with and influence on key stakeholders through comparative benchmarking. Our assessments include the Grantee and Declined Applicant Perception Reports (GPR/APR), Donor Perception Report (DPR) for community foundations, and Staff Perception Report (SPR) for foundation staff. Our customized [advisory projects](#) offer data-driven services to help funders answer pressing questions about their work.

**CEP Learning Institute:** The [CEP Learning Institute](#) draws on CEP's rigorous research and decades of experience advising foundations to offer learning cohorts, trainings, and custom workshops for individuals and groups looking to improve philanthropic practice.

**Programming and External Relations:** CEP works to promote philanthropic effectiveness through resources such as our [website](#), [blog](#), [podcast](#), [newsletter](#), speaking engagements, social media, free webinars, and biennial national conferences.

**Research:** CEP's research provides data-based insights about effective foundation practices and trends in the philanthropic sector. All of CEP's research reports can be downloaded for free at our online [resource library](#).

**YouthTruth:** The [YouthTruth](#) initiative partners with schools, districts, states, educational organizations, and education funders to enhance learning for all young people through validated survey instruments for students, families, and staff, as well as tailored advisory services.

## Contact Information

Della Menhaj  
Manager and Data Systems Lead, Assessment and Advisory Services  
[dellam@cep.org](mailto:dellam@cep.org)

Erin Fitzgerald  
Senior Analyst, Assessment and Advisory Services  
[erinf@cep.org](mailto:erinf@cep.org)